

**Dumfries and Galloway
Local Child Poverty
Action Report
2022-2023**

Contents

	Page
1. Introduction	3
2. Our Duty to Report on Child Poverty	4
3. Poverty, Deprivation and Child Poverty in Dumfries and Galloway	6
4. Current Issues Impacting Poverty and Child Poverty Levels	8
5. Our Partnership Approach	9
6. Our Actions to Tackle Child Poverty in 2022-2023	10
7. Case Studies	28
8. Closing Remarks and Next Steps	35
9. Appendices	36
10. Glossary	71
11. Endnotes	73

Appendices

Appendix 1 - Scottish Index of Multiple Deprivation 2020

Appendix 2 - Levels of Child Poverty in each Scottish Local Authority Area

Appendix 3 - Current Issues Impacting Poverty and Child Poverty Levels

Appendix 4 - Dumfries and Galloway Child Poverty Action Plan 2022-2026

Appendix 5 - Dumfries and Galloway Free School Meals (18 April 2023)

Appendix 6 - Education Related Payments Made by Ward 2022/2023
School Term (18 April 2023)

Appendix 7 - Housing Benefit and Council Tax Reduction Caseload by
Ward (14 April 2023)

Appendix 8 – Pupil Equity Funding Allocations by School

Appendix 9 – Attainment, Positive Destination, Exclusion and Attendance by
SIMD Quintile

Appendix 10 – Health and Wellbeing Census Extract

1. Introduction

Welcome to the fifth edition of Dumfries and Galloway's Local Child Poverty Action Report. This report has been jointly prepared by Dumfries and Galloway Council and NHS Dumfries and Galloway, with significant contributions from partner organisations.

This report provides information on activity in relation to child poverty for the period 2022-2023 and signals our intentions and commitments for 2023-2024 and beyond and aligns to the Scottish Government's ambitions as articulated in **Best Start, Bright Futures: Tackling Child Poverty Delivery Plan 2022-2026**.¹

Across Dumfries and Galloway, local partners continue to be committed to and united in our determination to improve the lives of children and families living in or at risk of poverty.

We know that too many children and families face poverty issues and with it difficult choices on how to make available resources go as far as possible. This often limits opportunities in many areas of life, e.g. health, education and learning, involvement in our communities, pursuing hobbies and interests, or making time for holidays as a family. Our aspiration for families continues to be that they experience the best start and aspire for the best possible future outcomes.

In our previous Report for 2021-2022, as well as reporting on our planned work to tackle child poverty and mitigate its impacts, we also highlighted the impact of the pandemic on children, young people and their families, with a focus on those experiencing or at risk of child poverty. For those living in low-income households, and experiencing socio-economic disadvantage, the cost of living has compounded their existing disadvantage. It has placed them at greater risk of poverty or pushed them deeper into poverty.² The demand for advice and crisis help has increased further. As with any emergency situation, those in most need who have no financial cushion, always suffer the greatest impacts to their already challenging lives.

We recognise that strong partnership working and a collaborative approach is key to the achievement of the outcomes we plan for our children, young people and families in Dumfries and Galloway. We would like to thank all our partners for their valuable contributions.

2. Our Duty to Report on Child Poverty

2.1 The Child Poverty (Scotland) Act 2017

The Child Poverty (Scotland) Act 2017 places a duty on Local Authorities and NHS Boards to jointly develop and publish an annual Local Child Poverty Action Report (LCPAR).³ This Report for 2022-2023 is Dumfries and Galloway's fifth published Report with the dual purpose of reporting on progress over the previous year and intimating our forward plan.

The LCPAR is one of Dumfries and Galloway Community Planning Partnership's key strategies and plans that contribute to the Dumfries and Galloway Local Outcomes Improvement Plan, with Sub-Group 4 of the Dumfries and Galloway Poverty and Inequalities Partnership responsible for the development of the LCPAR. The LCPAR is approved by the two co-statutory partners of NHS Dumfries and Galloway and Dumfries and Galloway Council and is endorsed by the Community Planning Partnership Board. In addition, we also consult the Children's Services Strategic and Planning Partnership and contribute to the Joint Annual Report process in relation to the Children's Services Plan given Poverty is an identified area of focus within the Children's Services Plan.

Although this specific duty to report applies to Local Authorities and NHS Boards only, these organisations alone cannot tackle child poverty or provide the necessary level of support to families experiencing poverty. The UK Government, the Scottish Government, other public bodies, the third sector, and the private sector all have a role to play.⁴

2.2 What do we mean by Poverty and Child Poverty?

Poverty damages lives and life chances, health and wellbeing, and sits at the heart of many of the social and economic challenges we face in Dumfries and Galloway.

In Dumfries and Galloway we have agreed to adopt the European Commission definition of Poverty⁵ as follows:

People are said to be living in poverty if their income and resources are so inadequate as to preclude them from having a standard of living considered acceptable in the society in which they live. Because of their poverty they may experience multiple disadvantage through unemployment, low income, poor housing, inadequate health care and barriers to lifelong learning, culture, sport and recreation. They are often excluded and marginalised from participating in activities (economic, social and cultural) that are the norm for other people and their access to fundamental rights may be restricted.⁶

Child poverty means growing up in families without the resources to 'obtain the type of diet, participate in the activities and have the living conditions and amenities' which are the norm in 21st century Scotland.⁷ Children living in poverty are more likely to have health issues including mental health

problems, gain fewer qualifications, experience stigma and bullying at school and be at higher risk of being care experienced.⁸

Children are considered to be living in poverty if they live in households with less than 60% of median household income. This is the key measure used by UK and Scottish Government.⁹

From latest figures (2019-22) a family is considered as in poverty if, after housing costs, they are living on:

- Less than £360 a week or £18,700 a year for a single person with children aged five and 14; or
- Less than £485 a week or £25,300 a year for a couple with children aged five and 14.¹⁰

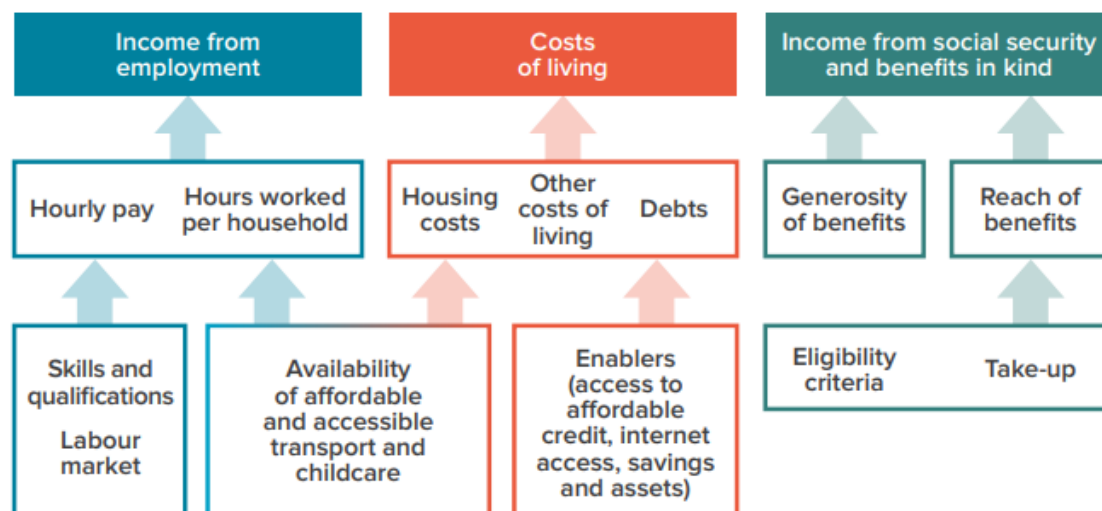
It is also worth noting that more than two thirds (69%) of children living in poverty in Scotland are in households where someone works¹¹, known as 'in work' or working poverty.¹²

2.3 Key Drivers of Child Poverty Reduction

Best Start, Bright Futures sets out three drivers of child poverty reduction as detailed below and shown in **Figure 1**:

- **Income from employment;**
- **Costs of living**
- **Income from social security and benefits in kind.**¹³

Figure 1 – Drivers of child poverty reduction



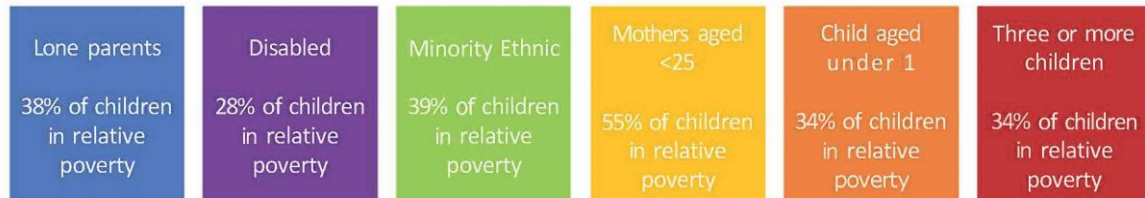
[Best Start, Bright Futures: Tackling Child Poverty Delivery Plan 2022-2026](#), Scottish Government, March 2022.

Each Local Child Poverty Action Report must set out a range of actions to address the key drivers. It is important while addressing these drivers to consider the rural nature of Dumfries and Galloway and the specific issues that are relevant to our local context.

2.4 Priority Families

To tackle child poverty successfully, we must ensure that our actions deliver for the families at greatest risk of poverty. Almost 90% of all children in poverty in Scotland live within six priority family types and therefore we must focus our activity on these groups.¹⁴

Figure 2 – The Six Priority Family Types



[Tackling Child Poverty - Overview of the priority families](#), Scottish Government, June 2023

Each of the six family types is more likely to experience poverty than all children in Scotland (24%) and households which do not have any of the priority family characteristics (11%).¹⁵

Families often belong to more than one priority type. For example, 46% of children in lone parent families also have a disabled person at home; 44% of children in a family with a younger mother are also in a lone parent household; 42% of children in a 3+ child family are also in a family in which someone is disabled.¹⁶

3. Poverty, Deprivation and Child Poverty in Dumfries and Galloway

3.1 Poverty and Deprivation in Dumfries and Galloway

One of the main sources of information on poverty in Scotland is the Scottish Index of Multiple Deprivation (SIMD) which assesses deprivation at local levels across a number of different themes.

The most recent SIMD data from 2020 shows overall Dumfries and Galloway has 201 data zones with 19 data zones considered to be in the 20% most deprived in Scotland. This represents 9.5% of all data zones in the local authority area. All 19 data zones considered to be in the 20% most deprived in Scotland are located in just five Wards: Annandale South, Mid and Upper Nithsdale, Nith, North West Dumfries, and Stranraer and the Rhins.¹⁷ Further details in relation to the 19 data zones is available at **Appendix 1**.

3.2 Work and Wages in Dumfries and Galloway

Households in which no-one is in paid employment are most likely to experience poverty. Common barriers to work include a lack of suitable employment opportunities, a lack of suitable childcare, caring responsibilities, ill health, disability and employer discrimination.¹⁸

4% of people aged 16-64 living in Dumfries and Galloway (2,400 people) are **unemployed**.¹⁹

A further **30.4%** of people aged between 16 and 64 living in Dumfries and Galloway (25,600 people) are **economically inactive** (i.e. they are not obtaining earnings through work). This can be for a variety of reasons such as undertaking study/learning, caring responsibilities, unable to find work, being retired or suffering ill health. This compares with 22.6% nationally. Of those 22.2% (5,700 people) wish to find a job, while 77.8% (19,900 people) do not. The percentage of the local population who are out of work due to long term illness is 34.5% (8,800 people) compared to Scotland's average of 31.1%.²⁰

Gross weekly pay for full-time employees in Dumfries and Galloway was lower than the national average in 2022 at **£586.40 per week** compared with £640.30 nationally.²¹

When looking at median hourly pay excluding overtime for **where people live** in 2022, East Renfrewshire has the highest pay at £24.91 per hour, and Dumfries and Galloway has the lowest of the 32 local authority areas in Scotland, at **£15.43 per hour**.²²

When looking at the median hourly pay excluding overtime for **where people work**, the City of Edinburgh has the highest pay at £16.43 an hour, and Dumfries and Galloway has the second lowest of the 32 local authority areas at **£12.50 per hour**.²³

The following table presents a selection of poverty related indicators, comparing Dumfries and Galloway data with national data.

Table1 – Selection of poverty related indicators comparing Dumfries and Galloway with Scotland

Indicator	Dumfries and Galloway	Scotland	Source
Unemployment Rate (April 2022-March 2023)	4.0%	3.5%	ONS
Employment Rate (April 2022-March 2023)	69.9%	77.4%	ONS
% Adults with no savings (2019)	14%	22%	Scotland Household Survey
% Workless households (Jan-Dec 2021)	22.6%	18.6%	ONS
% of Households managing well financially (2019)	47%	56%	Scottish Household Survey
% Employees earning less than the Real Living Wage (2022)	13.5%	9.0%	Annual Survey of Hours and Earning

3.3 Level of Child Poverty in Dumfries and Galloway

The most commonly used poverty indicator in Scotland is **relative poverty after housing costs**.²⁴ The most recent child poverty data was published by the End Child Poverty Action Group in June 2023 for the period 2021-2022²⁵. This details that despite the significant work of partners within Dumfries and Galloway **the level of child poverty in the region is 26%**, 2% above the national average, with the region ranked 8th highest in 2021-2022 out of 32 Local Authority areas in Scotland. This equates to **6,751 local children** and young people living in poverty. Our region saw an increase of 3.1% in 2021-2022 with more than 1 in 4 children now regarded as living in poverty, however it is also worth noting that all but 1 of the 32 Local Authority areas in Scotland also recorded an increase in the rate of child poverty during the reporting period.

Given the level of child poverty reported is for the year ending March 2022 it does not cover the subsequent period during which there was a significant increase in the cost-of-living, with extremely high and rising inflation that has been particularly prominent in relation to the costs of food and fuel.²⁶

The data for individual local authority areas are subject to small statistical fluctuations year-on-year and should be considered within the context of the longer-term local trend.²⁷ Since 2014-2015 there has been a 2.7% increase in child poverty in Dumfries and Galloway.²⁸

Appendix 2 shows the levels of child poverty in each Local Authority Area in Scotland since 2014.

4. Current Issues Impacting Poverty and Child Poverty Levels

In previous LCPARs, we have described in detail the impacts of the Covid-19 pandemic together with the effects of increased cost of living which were beginning to impact on families towards the end of our previous reporting period.

Within this reporting period price rises have outpaced wages, putting pressure on low-income households. Many of these price rises relate to essential costs, such as food, energy and transport.²⁹ For those living in low-income households, and experiencing socio-economic disadvantage, the cost of living has compounded their existing disadvantage. It has placed them at greater risk of poverty or pushed them deeper into poverty.³⁰

Cost of living increases are particularly severe because they are being driven by several different factors³¹, all of which are resulting in a record fall in living standards.³² Further impacts are detailed at **Appendix 3**.

5. Our Partnership Approach

5.1 The Dumfries and Galloway Poverty and Inequalities Partnership and Strategy

In March 2021 Dumfries and Galloway Community Planning Partnership Board (CPPB) agreed a Poverty and Inequalities Strategy for 2021-2026. The vision of the Partnership is *'A Dumfries and Galloway in which local action has driven poverty as low as possible and has mitigated as far as possible the impact of poverty when experienced'*.

The Poverty and Inequalities Strategy 2021-2026 is one of the key Strategies and Plans identified by the Community Planning Partnership Board as contributing to the Local Outcomes Improvement Plan.

The membership of the Partnership is comprised of public sector organisations; third sector partners, representatives from the Dumfries and Galloway Equality and Diversity Working Group to ensure alignment with that agenda; and volunteers with lived experience of poverty and inequality drawn from the Tackling Poverty Reference Group. The Partnership is chaired by an independent Chairperson.

The Partnership has four Sub-Groups to deliver the Strategy Action Plan:

1. Tackling severe and persistent poverty and destitution and building individuals' and communities' ability to deal with the effects of poverty
2. Maximising income and reducing debt of people facing poverty
3. Reducing financial pressures on people facing poverty
4. **Developing our approach to tackling child poverty**

Further information about the Strategy and Partnership are available here:

<http://www.dumgal.gov.uk/poverty>.

5.2 Our approach to tackling Child Poverty

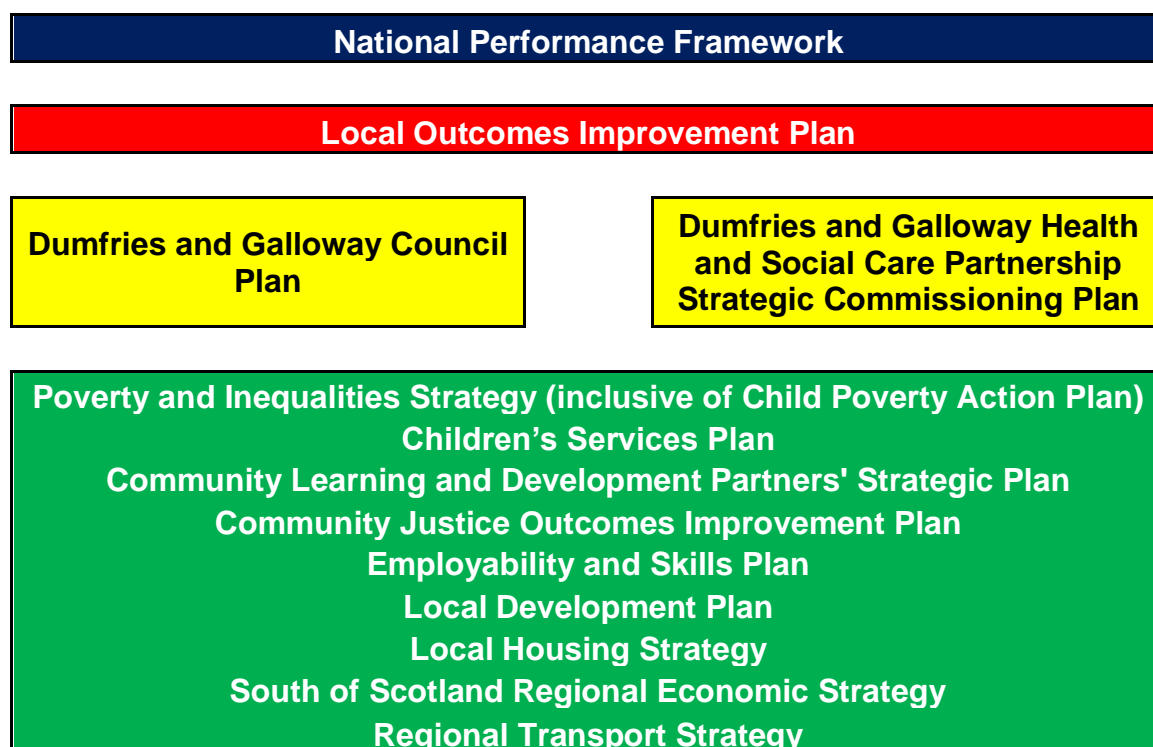
Sub-Group 4 which relates to Child Poverty has a membership comprising representatives from public sector organisations; third and independent sector partners and volunteers with lived experience of poverty.

Cross-cutting themes influence our approach to tackling child poverty for example:

- Building stronger communities – empowering communities to increase control over their lives, being supported to do things for themselves and having their voices heard in the planning and delivery of services
- Prevention – being proactive to avoid negative outcomes and early intervention in existing issues to mitigate their future impact

These do not operate in isolation. We draw from a range of partner plans to support our work. Fundamental to our work is ensuring that plans are built on lived experience.

The following diagram highlights where child poverty sits within our local strategic and policy context:



6. Our Actions to Tackle Child Poverty in 2022-2023

The following section details our activity to tackle child poverty in 2022-2023.

6.1 Dumfries and Galloway Child Poverty Action Plan 2022-2026

As part of the process to develop the 2021-2022 Local Child Poverty Action Report a Dumfries and Galloway Child Poverty Action Plan for 2022-2026 was agreed, aligning with the timeframe of the Scottish Government's Best Start, Bright Futures: Tackling Child Poverty Delivery Plan 2022-2026. The objectives of our Child Poverty Action Plan are:

- To develop, deliver and manage strategic and operational activities that focus on reducing child poverty in Dumfries and Galloway.
- To reduce the number of children living in poverty and mitigate the impact of poverty for low-income families.

The actions along with updates on progress are detailed in **Appendix 4**.

Following feedback from Dumfries and Galloway Community Planning Partnership, each Sub-Group identified actions to prioritise from within their

Action Plans which would have the biggest impact on the issues being faced within our region due to the Cost of Living. Within the Child Poverty Action Plan 2022-2026 a total of 15 actions were identified as a priority as reflected in **Appendix 4**.

It should also be noted that each of the three other Sub-Groups of the Poverty and Inequalities Partnership have an action plan and many of the activities detailed within these plans will also impact on and reduce Child Poverty, however these actions plans are subject to separate reporting arrangements.

6.2 Dumfries & Galloway Council: Policy Development Funding Support for April 2022 - March 2023

During March 2022, Dumfries & Galloway Council again allocated significant resources to help to combat Poverty and Inequalities within Dumfries and Galloway. The following Policy Development Funding Allocations were made during our Council's Budget Setting Process:

Table 2 – Dumfries and Galloway Council Policy Development Funding Allocations – April 2022 to March 2023

Project No.	Project Name	Amount Allocated	Notes
1	School Clothing Grants	£45,000	This funding tops up the Scottish Government Grant funding. 3,903 pupils have received this extra benefit during the reporting period.
2	Community Transport - Public Social Partnership	£53,000	This funding supported transport, volunteer driver and project manager costs associated with volunteer scheme for transporting patients to health appointments. User statistics to be published by end of October 2023.
3	Taxi-Cards Transport Scheme	£85,000	2,096 Individuals are receiving £100 worth of Taxi-Card Vouchers to enable them to have independence to attend essential appointments / travel to essential locations in conjunction with 41 Taxi Firms.
4	Support to Credit Unions	£22,050	£18,050 of Core Funding provided to Solway Credit Union and £4,000 of Core Funding provided to Stranraer Credit Union. This enables them to offer a range of savings, loans and credit facilities to anyone wishing to open an account.
5	Tackling Poverty Reference Group	£10,000	Support provided to all Volunteers with lived experience of poverty.

			This includes all travelling expenses, visits to various third & public sector organisations, Wi-Fi Home Connections and Digital Devices. All dedicated support enables our volunteers to complete all consultations and help with new Project Design and Guidance to eliminate barriers to anyone who is experiencing any form of poverty.
6	Welfare and Housing Options Team	£155,000	488 clients with complex issues were supported with dedicated one to one advice to prevent them from losing their tenancies. 209 had a successful intervention which prevented the case progressing to eviction. On average a Homeless case will cost £12K therefore saving 209 potential homeless presentations makes an overall saving of £2.5 million. £406,000 was also identified as additional income for clients through this Project.
7	Area Committee Grants for Priority Projects to Tackle Poverty and Inequalities	£180,000	Annandale and Eskdale Area Committee awarded £29,767 to 11 projects. Nithsdale Area Committee awarded £76,873 to 14 projects and carried over £112.71 to 2023/24. Stewartry Area Committee awarded £33,660 to 6 projects and carried over £5,820 to 2023/24. Wigtown Area Committee awarded £51,531 to 9 projects.
8	Grassroots Tackling Poverty Projects including mobile food pilot.	£40,000	Variety of projects delivered. Collection of associated data ongoing and will be published by end of October.
9	Support to vulnerable people who are supported by Social Work including Carecall Support	£73,000	130 Care Leavers received a birthday voucher from the project and for many this was the only present they received. This is the second year we have been able to do this and the impact and delight for care leavers cannot be underestimated. 130 Care Leavers received a Christmas voucher from the

			<p>project and for many this was the only present they received. This is the second year we have been able to do this and the impact and delight for care leavers cannot be underestimated.</p> <p>15 Young people experienced a holiday to Blackpool.</p> <p>Over 100 families benefited from a range of activities, outings and a winter wonderland organised by the Family Hub 75 in Stranraer.</p> <p>Decoration and furnishings provided to enable children to return home to live with birth parents.</p> <p>Over 150 families benefit from the provision of food vouchers, carpets, household items and electricity/gas cards.</p> <p>Approximately 22 Care Leavers were prevented from being evicted or made homeless.</p> <p>More than 220 children, young people and families were able to undertake activities and outings that would not have been available to them had they not had the opportunity to access the poverty monies from social work services.</p> <p>Over 28 Kinship care families received financial support and key household items to help them support those children in their care.</p>
10	Fareshare Memberships for Community Groups	£39,000	<p>From April 2022-March 2023, 19 Fareshare Food Providers received the following food provision:</p> <p>194.23 Tonnes of Food Delivered, which is the equivalent of 462,456 Meal Portions with the equivalent food monetary value of £693,684.75. Through this project we have saved 186.46 tonnes of Co2 which would otherwise have</p>

			gone to Landfill. For comparison, these are the results of our April 2021-March 2022 (15 Organisations): 169 Tonnes of Food Delivered , 402,389 Meal Portions, £603,583 Value of Meal Portions & 162 tonnes of Co2 saved
11	Holiday Food Payments- Early Years and Nurseries	£151,580	This funding provided holiday food payments for an average of 441 pre-school children over the 6 holiday periods in the reporting year.
12	Direct Individual Payment to Vulnerable Young People	£21,897	Discretionary grants were introduced for young people and families engaged in youth work services who were experiencing financial challenges over the winter period. The funding was distributed as £49 payments to support to cover utility payments, warm winter clothing and footwear, food, toiletries, and mobile phone top up's. This funding was widely accessed by young people with 287 grants distributed from December 2022 – March 2023.
13	Emergency Energy Payment Assistant Programme for Vulnerable and Older people	£200,000	Project provided Emergency Energy Top Up Vouchers and dedicated support through the Lemon Aid Fuel Poverty Project to access additional support through the Fuel Bank Foundation and Energy Suppliers to reduce Fuel Debt. All types of housing tenure are supported through this Project (Home Owners, Private Rented Sector Tenants, RSL Tenants etc) & detailed returns are due to be received shortly on the total amount of vouchers issued along with the total amount of fuel debt supported.
Total		£1,075,527	

6.3 Scottish Government Local Authority COVID Economic Recovery

In addition to the above the following allocations were also agreed for the Scottish Government Local Authority COVID Economic Recovery Fund of £2,144,324

- Holiday Food Fund Additional Cash Payments - £639,324 – On average over 4,000 children who are registered to receive Free School Meal Benefits received this support during the School Holiday Periods of Summer, October, Christmas and Easter during this financial year.
- Direct Cash Payments for all Customers who have applied for Crisis Grant and Community Care Grants & Registered as Homeless - £1,411,500 – 2,957 individuals were supported to receive this additional funding.
- Payments to cover the costs of the annual Care Call Costs of £187 per year for up to 500 of our most Vulnerable Residents - £93,500

6.4 Cost of Living Website

The Communications Sub-Group of the Poverty and Inequalities Partnership developed a new *Cost of Living Website* which was officially launched during Challenge Poverty Week 2022. This new easy to access, one click to support Website has detailed support sections on the following:

- Support for Income
- Help for Households
- Help with Work
- Families & Young People
- Older or Disabled People
- Health & Wellbeing

The link to our site is below:

<https://costofliving.dumgal.gov.uk/>

New projects, support and activities are added as they are launched to ensure that all support mechanisms are always accessible by any families and individuals in need.

Dumfries and Galloways Citizens Advice Service have reported an increase in their website traffic from the new Cost of Living Website (people clicking through from the COL website into D&G Citizen's Advice Service website) -

- November 2022 - 20.8% of views came from the COL Website
- December 2022 - 18.8% of views came from the COL Website
- January 2023 - 13.6% of views came from the COL Website
- February 2023 - 10% of views came from the COL Website

All new Projects and support mechanisms which have been developed through all public and third sector partners are added onto our site as soon as these are available to ensure all support mechanisms are embedded within one site.

6.5 Social Security Scotland

Social Security Scotland representatives have been appointed to the main Dumfries and Galloway Poverty and Inequalities Partnership along with two of our Sub-Groups (Sub-Group 2 and 3) and we continually work together to increase the awareness of and number of applications to all of the devolved benefits and grant support which they manage on a day-to-day basis.

Detailed below are the figures for the number of families supported through their current support programmes within our region:

Number of children actively benefitting from Scottish Child Payment³³

Total Number of Children: 8,985 (on 30 June 2023)

Total Value of Payments in 2022-2023: £5,361,925

Number of children in receipt of Child Disability Payment³⁴

Total Number of Children: 1,900 (June 2023)

Total Value of Payments: £8,099,840

Best Start Grant and Best Start Foods – 10th December 2018 to 31st March 2023³⁵

Total Value of Payments Made	£2,948,548
Best Start - Pregnancy & Baby Payments	£773,554
Best Start - Early Learning Payments	£610,520
Best Start – School Age Payments	£541,275
Best Start – Food Payments	£1,023,199

The Poverty and Inequalities Partnership and its Sub-Groups will continue to work together with Social Security Scotland to both highlight and increase the number of applications to their existing benefits but also for all new benefits which are rolled out.

6.6 Financial Wellbeing Services – Dumfries and Galloway Council and Dumfries and Galloway Citizens Advice Service

Within our region we continue to deliver two dedicated services to all residents in need through our Financial Wellbeing Services within Dumfries and Galloway Council and also through our Advice and Information Services Commission which is delivered by Dumfries and Galloway Citizens Advice Service. This Commission which is funded by Dumfries and Galloway Council for the sum of £905,605 includes financial debt advice and income maximisation services which have been specifically designed to complement our Council's own Financial Wellbeing Services.

The resulting figures for the income Maximisation Services are detailed in the table below.

Table 3 – Financial Advice and Information 1st April 2022 to 31st March 2023

Service	Client financial gain
Dumfries and Galloway Council Financial Wellbeing and Revenues Services	£4,084,000
Dumfries and Galloway Citizens Advice Service	3,820 clients - 274% of AIS (Advice and Information Service) Commission Target £8,134,180 financial gain - AIS Commission Target of £7,000,000
Total	£12,218,000.00

The majority of this additional income, which has been achieved for those most in need, will be spent within the local economy of Dumfries and Galloway. This significantly increases the sustainability of every Ward within the region.

6.7 Free School Meals and Education Payments 2022-2023

Through our continuing joint project between our Financial Wellbeing and Revenues Services and Education Services, we are continuing to identify and target families who are eligible to receive Free School Meals within the region. This process is being completed by cross referencing the families who are registered on our Welfare and Benefits System with those on our Education Systems and then by contacting them to complete a Welfare and Benefit check to ascertain if they would be eligible to receive this additional benefit.

By the end of the 2022-2023 School Year, the current number of pupils who are now in receipt of Free School Meals stands at **4,299, 20.4% of all children in Dumfries and Galloway**. This figure is broken down on a Ward by Ward Basis in **Appendix 5**. It is worth noting that all children in funded early learning and childcare placements and all Primary 1 to Primary 5 children in Dumfries and Galloway have universal entitlement to free school meals, however the statistics presented in this report relate to children who are eligible only.

The annual School Healthy Living Survey collects information about free school meal uptake.³⁶ In 2022-2023 the Healthy Living Survey week was the week beginning 20 February 2023. Schools selected a day within the week that is deemed to be most representative of a normal day in the school. Free school meal uptake recorded as part of the 2023 Survey is reflected in the tables below. The other local authorities detailed are part of our 'Children' Family Group in relation to the Local Government Benchmarking Framework.³⁷

Table 4 - Percentage of Dumfries and Galloway Primary school pupils taking free school meals out of those registered and present on survey day 2023

	Primary - universal provision (P1-5)	Primary - means-tested provision (P6/7)	Primary - all
Dumfries and Galloway	83.3%	82.6%	83.3%
Scotland	72.1%	66.7%	71.6%
Clackmannanshire	63.4%	70.9%	64.1%
Falkirk	81.8%	64.2%	80.2%
Fife	69.8%	69.7%	69.8%
Renfrewshire	69.1%	64.5%	68.7%
South Ayrshire	51.1%	64.2%	52.1%
South Lanarkshire	74.7%	71.5%	74.5%
West Lothian	65.4%	65.3%	65.4%

Table 5 - Percentage of Dumfries and Galloway Secondary school pupils taking free school meals out of those registered and present on survey day 2023

	Secondary
Dumfries and Galloway	61.7%
Scotland	60.6%
Clackmannanshire	73.4%
Falkirk	66.5%
Fife	53.6%
Renfrewshire	60.8%
South Ayrshire	57.0%
South Lanarkshire	62.2%
West Lothian	64.0%

Table 6 - Percentage of Dumfries and Galloway Special school pupils taking free school meals out of those registered and present on survey day 2023

	Special
Dumfries and Galloway	86.7%
Scotland	83.6%
Clackmannanshire	95.1%
Falkirk	78.6%
Fife	71.6%
Renfrewshire	78.4%
South Ayrshire	86.7%
South Lanarkshire	87.3%
West Lothian	99.7%

When any child is registered for the Free School Meal Benefit, the Financial Wellbeing and Revenues Services also administer additional grant funding from both our Local Authority and the Scottish Government. This includes School Clothing Grants (we pay grant awards of £150 per pupil for secondary pupils and £134 per primary pupil which includes a local enhancement funded through a Policy Development Funding allocation of £45,000), Bridging Payments and Holiday Food Fund Payments. The additional funding paid to pupils within each Ward is fully detailed in **Appendix 6**. The families in most need within our region have received a total of **£2,642,060** within the last school year. The following table details the increase in the number of children accessing Holiday Food Payments during academic year 2022-2023.

Table 7 - Number of Children accessing Holiday Food Payments during 2022-2023

Period	Number of Pupils	Value in (£)	Number of Days
October Holiday Food Payments	3,637	181,248	10
Winter Holiday Food Payments	4,144	201,274	11
February Holiday Food Payments	4,183	59,775	3
Easter Holiday Food Payments	4,222	192,987	10

This funding is administered by our Council's Financial Wellbeing and Revenues Services. All payments are made to the parents or carers bank accounts to follow our cash first approach which gives our parents and Carers the choice of where and how they can best support their own families. This provides the highest level of dignity possible and the maximum choice which is incredibly important to families who struggle every single day in their constant battle against both poverty and deprivation. Most of this funding will again be spent within the local area.

Dumfries and Galloway Council also committed additional funding of £151,580 in April 2022 to cover the costs of Holiday Food Fund Payments to all children in Nursery Education who would be eligible to receive this support once their children were of school age. This funding provided holiday food payments for an average of 441 pre-school children over the 6 holiday periods in the reporting year. This again provides parents who are struggling help through the challenging school holiday periods and gives them the choice of where and on what items they wish to purchase to feed their own children.

6.8 Reducing Digital Exclusion within Dumfries and Galloway

Throughout 2022/2023 various projects to reduce Digital Exclusion within Dumfries and Galloway have continued with applications being made to the Scottish Government, the Scottish Council of Voluntary Service and additional Charities to increase the number of digital devices and connectivity devices available to all children, young people and families.

Dumfries and Galloway Council has also supported the Third Sector Dumfries and Galloway Digital Inclusion Research Project which was launched in September 2022 and is available following the link below:

<https://www.tsdg.org.uk/digital-exclusion-research-2/>

A Project Working Group was formed after the launch of the Report which is now working in conjunction with our Poverty and Inequalities Partnership Sub-Group 1 to avoid any duplication and to reach the objectives of both. In addition, we also continued to support various Third Sector Organisations within our region to apply for funding from the Scottish Council of Voluntary Organisations to source digital connectivity devices for clients which they directly support.

6.9 Tackling Fuel Poverty

During 2022-2023, we have continued to deliver a range of Tackling Fuel Poverty Projects within our region. This has included the continuation of the Emergency Fuel Top-Up Programme which our Council have delivered in conjunction with all Registered Social Landlords within Dumfries and Galloway to support their Tenants with emergency top-ups of £49 to avoid households having their energy supplies being cut off.

We have also developed additional support mechanisms for private sector tenants which includes a similar emergency Fuel Top-Up and is administered by Dumfries and Galloway Citizens Advice Service (DAGCAS). This has been especially welcomed by the private sector tenants as they are at more risk of falling behind in their energy payments due to the on-going increase in private sector rents which have risen since the beginning of the Covid-19 Pandemic and Cost of Living increases.

Further partnership working was developed with the Lemon Aid Fuel Poverty Project which is delivered by Cunningham Housing Association. This project stepped in to assist when one of our RSL's was struggling to supply the Voucher Payments to their tenants and they have successfully supported the tenants in need throughout the term of this Project.

This project has provided additional assistance and advice to residents in need through their additional Project Partners the Fuel Bank Foundation. This organisation provides additional funding to clear fuel arrears for residents who are struggling to maintain their account and offers the chance to repay the existing debt, set up a new account with their provider and then repay this at a low rate while supporting them to maintain their new account balance.

We have also continued to support the Warm Winter Heating Project through the third sector organisation The Hub. Specifically designed for households where fuels such as coal and oil heating are the main fuel costs, this project continues to provide large supplies of briquettes which are delivered to the residents' home address and grants to residents who are struggling with home oil costs.

Additional funding is being sourced for the continuation and expansion of these projects from March 2023 onwards due to the increased costs of home energy.

All the above projects are being evaluated and full details of each will be used to shape future fuel poverty products moving forward.

6.10 Housing Benefit and Council Tax Reduction Benefits

Dumfries and Galloway Council Financial Wellbeing and Benefits Teams continue to deliver a high level of support and assistance to all residents throughout our region in this time of unprecedented need. **Appendix 7** provides further details broken down on a Ward basis.

6.11 Tackling Food Insecurity

The Poverty and Inequalities Partnership Sub-Group 1 has tackling Food Insecurity as one of its main outcomes and a range of projects have now started which have built on the dedicated co-ordinated, joint co-production projects which were already in place throughout the region.

The Poverty and Inequalities Team have also worked in conjunction with the national Food Network Scotland Project to complete and publish a new dedicated leaflet which highlights the range of Financial Support and Welfare Services which are currently available within Dumfries and Galloway. These Leaflets were successfully launched last year and by the middle of May 2023, over 35,125 leaflets so far being distributed throughout our region. We are continuing to supply these to all food providers and these are added to all food parcels and deliveries completed. The link to the online version of the leaflet is detailed below:

<https://www.worryingaboutmoney.co.uk/dumfries-and-galloway>

This joint Project continues to increase the number of contacts which are made to the hardest to reach families and individuals within our region. All food providers have also noted that they will provide additional help to contact any of the services on the leaflets if their clients are struggling to complete or who have no means of making this first step to accessing additional financial wellbeing support including debt management and income maximisation.

6.12 Fareshare in Dumfries and Galloway 2022-2023

Fareshare is the Community Food Share Project managed by Move On throughout Scotland. The food which is provided is surplus from the food industry and delivered to the Move On Depot located in Glasgow. This warehouse supplies all Subscribers to its Service with weekly deliveries of the surplus food received. Surplus food occurs everywhere in the supply chain from field through to fork and includes surplus food from growers, manufacturers and retailers.

As well as giving organisations access to varied and nutritious food, a Fareshare Membership saves food providers money. Fareshare Food is worth an average of £7,900 to each of the Community Food Members.

Dumfries and Galloway Council again allocated Tackling Poverty and Inequalities Policy Development Funding in April 2022 to cover the Membership and Delivery Fees for each of our 15 Memberships in recognition of the significant contribution which this Project makes to combating food insecurity. Through this last financial year, an additional four Memberships were gained from Move On with the following organisations joining and receiving weekly deliveries from April 2022 onwards:

- Stepping Stones Food Bank, Castle Douglas
- Dalbeattie Community Initiative, Dalbeattie
- The River of Life Church, Dumfries
- The Oasis Youth Centre, Dumfries

During 2022/2023, our 19 Fareshare Organisation Members received the following allocations of food:

- 194.23 Tonnes of Food Delivered
- 462,456 Meal Portions
- £693,684.75 Value of Meal Portions
- 186.46 tonnes of Co2 saved

This Project continues to make a significant difference to all the Food Banks supported and every client supported through the provision of these essential supplies.

An added benefit of this project is the additional bonus of helping to save on Co2. Through all the food products and supplies which have been received in, an extra 186.46 tonnes of Co2 has been saved which will greatly contribute to our Dumfries and Galloway Council's Carbon's Emissions Target.

6.13 Period Dignity Project in Dumfries and Galloway

Dumfries and Galloway Council were one of the first Local Authorities in Scotland to introduce the allocation of free Period Dignity Products in both Primary and Secondary Schools which was funded from March 2017 onwards.

We further developed provision of Free Period Products during Covid-19 with the development of the Online Period Dignity Project which offered anyone in the region in financial need the opportunity to order Free Period Products Online which are then delivered to their home address. This Service was very successful in reaching individuals and families in need and ensuring that the products are received with no stigma for the residents being supported. By the end of our Period Dignity Poverty Project on 31st March 2022 we were delivering to over 2,111 properties and over 8,745 products per month were being distributed across the region.

From 1st April 2023, we have moved onto a new Free Period Dignity Collection Service with 32 Collection Points which are based throughout the region. Dumfries and Galloway Council Public Facilities and Third Sector

Organisations provide a range of free Products within their toilet facilities to provide total privacy in the collection of these items. We are reviewing the new model from the end of October 2023 onwards to ascertain how we can further develop this Project. Further details can be found here:

<http://www.dumgal.gov.uk/access-to-free-period-products>

In addition, we still provide free Period Products in all Primary and Secondary Schools as well as Education Facilities within the region.

Across NHS Dumfries and Galloway sites we have implemented the Scottish Government instruction to increase access to free sanitary products. In our larger facilities the distribution and top up of products is managed by our support services team as part of their daily/weekly work programme. In smaller sites provision is managed by local teams. This provision is now routine. Our Area Partnership Forum and Medical Staff Committee have taken an active interest in the implementation and ongoing monitoring of the scheme.

6.14 Free Bank to School Uniform Events, Permanent Uniform Donation and Collection Points and Warm Winter Clothes Events

From April 2022 – March 2023, we delivered Back to School Uniform Events during August 2022 and Warm Winter Clothes Events in late November 2022.

These events have been specifically designed to help families and young people to receive additional free new and pre-loved clothing and supplies including stationery, water bottles and lunch boxes before they head back to school for their new Term after the summer holidays. The Events which are held throughout the region also feature Hairdressers who provide free haircuts to all pupils attending, saving parents and Carers at least £10 for each child. This additional benefit from the event ensures that the pupils have everything that they need to head back to school, free of charge and ready to face their peers with no stigma in relation to their clothes, haircuts and stationery supplies.

During the last year, over 4,500 items of school uniform were donated, cleaned and redistributed throughout our region with just over 500 pupils assisted through this project. The clothing items have also been saved from landfill which is again reducing our Co2 emissions as a local authority.

During this year, we have also further developed and launched 6 permanent School Uniform Donation and Collection Points throughout our region. These sites are available throughout the whole year for any families to collect additional items for free whenever they are needed. The locations of each are listed below:

- Reuse Recycle, Enterprise House, Fountain Way, Stranraer, DG9 7UD
- Newton Stewart Initiative Community Shop, Dashwood Square, Newton Stewart, DG8 6HQ
- Dalbeattie Community Initiative, 71 High Street, Dalbeattie, DG5 4HA

- Castle Douglas Community Town Shop, 188 King Street, Castle Douglas, DG7 1DB
- Action for Children, Kirkfield, Greystone Avenue, Kelloholm, DG4 6RB
- Newstart Recycle, Provost Mill, North Queensberry Street, Annan, DG12 5BL

The Poverty and Inequalities Team also delivered Warm Winter Clothes Events during November 2022. Four events were held with approximately 2,560 items of winter clothes distributed.

In addition to the free clothes, all families receive information on the day of where to access help and advice in relation to benefits, local food banks and help and advice on financial wellbeing through the insertion of leaflets within the bags which are provided when the families arrive at the event.

6.15 Embedding Financial Inclusion Referral Pathways in Health Services

Work during 2022-2023 has continued to improve the links between money advice services and health and social care services across Dumfries and Galloway, resulting in an increased number of referrals to money advice services and substantial financial gains for local families. Health Visitors continue to routinely enquire about financial wellbeing and money worries at appropriate contacts with parents and carers of young children. Maternity Service continues to signpost expectant and new partners to DAGCAS and are continuing to embed routine enquiry and online referral.

In the reporting period, 52 direct referrals from the Health Visiting service resulted in a client financial gain of £85,529. This predominantly related to Best Start Grants, Child Disability Payment and the Scottish Child Payment. It is likely that the level of client gain is likely to be higher than the figure provided as it does not include other support for products like energy voucher assistance and food parcel vouchers etc.

6.16 Family Nurse Partnership (FNP)

The FNP is a person-centred, preventative intervention programme working with first time mothers aged 19 years or under, and eligible 20 to 24 year olds in some areas. It is an evidence based change programme that is delivered in the parents own homes. It is designed to cover the first 1001 days of life, from early pregnancy until the age of 2 years from early pregnancy until the infant is, at which point the family returns to Health Visitors within Universal Services. With parents' economic self-sufficiency one of the main aims of the programme, support and advice is delivered to two priority family groups (families with children under 1 and mothers under 25) to break the cycle of poverty and achieve study or career aspirations that can contribute to future financial wellbeing. On the 31st March 2023 the Family Nurse Partnership (FNP) had 63 active clients. Since going live in October 2018, the Partnership has supported 98 clients.

6.17 Raising awareness with Health and Social Care staff

Having a basic knowledge of inequalities and the impact of poverty and child poverty on health and wellbeing enables staff to deliver poverty sensitive services for the people who use them. A 2-hour online training session has been developed and is being delivered to staff working across the Health and Social Care Partnership. With over 100 staff participating since its launch, plans to roll out the sessions to other services and partner organisations are being considered. A joint approach to the delivery of the session will be developed with local authority and third sector partners during the next reporting period.

6.18 Health and Employability

NHS Dumfries and Galloway and Dumfries and Galloway Health and Social Care Partnership strives to be an inclusive organisation and through various employability and work experience programmes seeks to provide opportunities to participate in the world of work. Our employability programmes are closely connected to our Workforce Sustainability Plan, with the principles of attract, recruit, development and retention underpinning our work. Our work in 2022-2023 has involved delivery of the International Nursing Programme, Allied Health Professional (AHP) International recruitment and attendance at Occupational Therapy conference (November 2022), local recruitment campaigns for Health Care Support Workers and Youth Engagement through the Healthcare Pathway project with pupils in secondary school S4-S6 and Department of Work and Pensions client employment events. There is ongoing involvement and links with the Local Employability Partnership and the local authority Employability and Skills Team, particularly in relation to *No One Left Behind* initiatives and *Best Start Bright Futures* - Opportunities and integrated support to help parents enter, sustain and progress in the workplace.

6.19 Scottish Attainment Challenge

The Scottish Attainment Challenge (SAC) was launched by Scottish Government in February 2015. It provided focused and targeted improvement activity in literacy, numeracy and health and wellbeing, with a particular focus on closing the poverty related attainment gap.

The Scottish Attainment Challenge refresh "[A Framework for Recovery and Accelerating Progress](#)" was launched in March 2022. Its mission statement was *"to use education to improve outcomes for children and young people impact by poverty, with a focus on tackling the poverty related attainment gap"*. The SAC refresh outlined how funding would be allocated to local authorities to achieve its core aims, specifically the – Strategic Equity Funding (SEF); Pupil Equity Funding (PEF); and Care Experienced and Young People Funding (CECYP).

Strategic Equity Funding (SEF) has been utilised in Dumfries and Galloway to provide additional staffing to lead professional dialogue with senior leadership

teams around the use of PEF and how schools can better measure outcomes to demonstrate impact.

Table 8 - Strategic Equity Funding Dumfries & Galloway

2022/23
£324,859

Pupil Equity Funding (PEF) is allocated to schools based on P1-S3 free school meal entitlement. A more structured monitoring process for the implementation of PEF plans including outcomes, measures and impact of committed spends has been developed in Dumfries and Galloway. The updated PEF planning and reporting format ensures a more consistent approach to the effective use of data, evidence-based rationales and well-planned outcomes and measures for PEF. Targeted support is beginning to be provided where PEF is not being implemented effectively to maximise impact on learners. PEF allocations are detailed by school in **Appendix 8**.

Table 9 - Pupil Equity Funding Dumfries & Galloway

2022/23
£3,274,115

Dumfries and Galloway have invested £300,000 (allocated in 2021-2022) of Care Experienced Children and Young People Funding (CECYPF) to establish a team of three care-experienced teachers and a principal teacher (PT) in 2022-2023.

Table 10 - Care Experienced Children and Young People Funding Dumfries & Galloway

2022/23
£300,000

There has been a recent restructuring of Dumfries and Galloway's SAC leadership and management. Quality assurance processes are established with Quality Improvement Managers and Officers providing regular support and challenge to schools around equity.

In August 2023 Dumfries and Galloway will officially launch their Framework for Inclusion (Ffi). This framework addresses national guidance and statutory regulations in relation to inclusion for all educational settings within the authority. The appointment of 5 seconded Principal Teachers for Inclusion will continue to support the implementation and embedded of inclusive learning environments effectively across all educational establishments while promoting excellence and equity for all our children and young people.

Appendix 9 details a selection of the most recently published attainment, positive destination, exclusion and attendance data broken down by SIMD Quintile.

In March 2022 a total of 8,128 learners from Dumfries and Galloway participated in the Scottish Government's Health and Wellbeing Census for P5 to S6 pupils (3,659 in total from Primary and 4,469 in total from Secondary).

Appendix 10 details a selection of questions relating to the child poverty agenda and the most common associated response broken down by SIMD Quintile.

6.20 Youth Work Services within Dumfries and Galloway

Dumfries and Galloway Council's Youth Work Service has continued to deliver a regional programme of activities for young people aged 12-25 across community, school and digital spaces. The Youth Work Service has 5 overarching service priorities:

1. Community-based youth work opportunities including groups, projects, excursions, events, and activities in the evenings and weekends.
2. Delivery of youth work opportunities in schools, including delivery of wider achievement programmes to support young people to gain accredited Youth Awards, and the delivery of the low level mental health support through the Youth Information in Schools Project.
3. Youth participation and volunteering including support to young people to become involved in decision making through participation projects including Dumfries and Galloway Youth Council, Champions Board, and the Young Leaders programme.
4. Delivery of wider achievement opportunities for young people to achieve accredited awards including Duke of Edinburgh's Award, John Muir, Dynamic Youth, Hi5, Youth Achievement Awards.
5. Collaboration with Third Sector youth work providers, including the locality youth work forums and training.

Youth Work has 3 defining features;

1. Young people choose to take part
2. Youth Work starts from where young people are
3. Youth Workers and young people are partners in the learning process

Poverty and inequalities have continued to be a key factor informing engagement with young people in the last financial year, below are some of the highlights that have been delivered in the 2022-2023 period:

- Discretionary grants were introduced for young people and families engaged in youth work services who were experiencing financial challenges over the winter period. The funding was distributed as £49 payments to support to cover utility payments, warm winter clothing and footwear, food, toiletries, and mobile phone top-ups. This funding was

widely accessed by young people with 287 grants distributed from December 2022 – March 2023.

- Groups specifically aimed at engaging with parents under the age of 25 continued to deliver a vital resource to young parents and their children, offering activities, information and support. There are 5 groups throughout the region in Wigtownshire, Stewartry, Lower Nithsdale, Upper Nithsdale and Annandale and Eskdale.
- Continued support and promotion of the Under 22 free bus travel scheme for young people to support young people to access their free entitlement.
- 205 food hampers were distributed (separate to the discretionary payment project) in December 2022 to young people and families in advance of the winter break.
- Resilience funding through the Duke of Edinburgh's Award (DofE) has provided support to young people to cover the costs of enrolment with over 80 resilience places allocated to Centres throughout the region (this is in addition to school and open centres own arrangements for providing financial assistance to young people facing financial hardship). The regional DofE kit store has also expanded during the reporting period to meet growing demand for group and individual kit requirements for expeditions.
- Food provision has become a core aspect of all community-based youth work opportunities with meals and snacks provided across all groups and activities for young people at no cost.
- 1,353 young people were supported to achieve accredited and non-accredited Youth Awards including Hi5, Dynamic Youth, Youth Achievement and John Muir Awards. Wider achievement programmes seek to acknowledge and evidence young people's learning and development. Awards achieved are able to be used by young people to apply for higher and further education, employment and volunteering opportunities.

7. Case Studies

Case Studies highlight the impact of our work to tackle child poverty and mitigate its impacts. They demonstrate our commitment to ensuring that the voice of those with lived experience is heard in planning, delivering and evaluating our work. All Case Studies are shared with the permission of the families involved.

Case Study 1 - Employability and Skills

HGV Driver Training Programme was a pilot project for the LEP developed in conjunction with local training provider Nithcree. In partnership with our Key Worker staff and officers from the LEP Partnership Management Office, we collaborated to build a suitable client base of trainees and agree a process for their registration, training and support. Our approach enabled trainees to undertake the theory and practical elements of the programme, with wrap around elements of industry related training, in a supportive environment facilitated by a reputable company with close industry links. Our good news

story pertains to Client A who joined the programme having previously been a labourer looking to progress his skills and job prospects. Client A found out about the programme through direct Facebook marketing by Nithcree (as did the majority of trainees). Client A was referred directly for registration for key worker support to find out more about the programme and to undertake an eligibility check and subsequent registration. This enabled Client A to swiftly access training.

Driving lorries was a long held wish for Client A but the financial side was too much for him and his partner to afford, as they were busy working and raising their young daughter. Client A specific barriers were disability, dyslexia, he was low-income employed and low-skilled at the time of joining the programme. The clients barriers were addressed through one-to-one support that was available during the online theory course and measures/adaptations were made by Nithcree to accommodate his learning needs.

The client has fulfilled his long-held wish to become an HGV driver, it was an opportunity to re and up-skill.

Both the DGC key worker and Nithcree Training have supported the client in his effort to secure a driving position, and he very quickly secured employment locally mostly through his own efforts. He starts his induction with a haulage company which is local to him at the time of writing. He was offered a job on passing his test and 'walked' straight into a position. He will shadow a driver on routes until he has completed his induction.

Client A has grown in confidence both in himself and his abilities. He is grateful to everyone who has supported him along the way, without their support and the financial support he would not have fulfilled his ambition to be an HGV driver. He worked hard at each stage of the training, and surprised himself with how easy he passed all his tests. Considering how difficult they found the school learning environment, causing him to dis-engage, he discovered that he enjoyed learning and the challenge of passing his theory test. His partner is very supportive of his career choice and knows he will be away probably from Monday to Friday most weeks, but he will be doing something he has always wanted to do.

Case Study 2 – Education (School Based Early Learning Centre)

During Session 2022-23 Beattock Nursery, one of our School-based ELCs has set up a Froebelian-practice inspired baby, toddler and family group. The group provides baby massage, treasure basket-play for babies and heuristic and sensory play for toddlers as well as wellbeing support for families. Families from the local area attend with 10-12 children and babies at a time. There is now a waiting list of families who want to attend. There are 17 families registered. Two families have enrolled their two-year-old at the nursery on the strength of the group's nurture and support.

Feedback from those attending included several parents creating their own treasure baskets at home. One said *'I can't believe how much D adores it. It's amazing the things around the house you can use!'*

Parents have opened up about post-natal depression and other mental health issues. One said *'Thank you so much for last week. I went home to my home and said to my husband I feel like I have had a counselling session. I just love this group.'*

Most highlighted that they enjoyed getting to speak to other mums, learning baby massage, learning new play and enjoyed messy play- *'Yes I learned how to do baby massage, discovered lots of different ways of play.'* - *'Good to bond with baby'* - *'Quality, relaxing time with my little me'* and *'Learned how to look for cues what baby enjoys and doesn't'*

In addition to this group, the Nursery hosts Family Cooking Sessions providing ingredients for parents/Carers to cook nutritious family meals. There is a Gardening Club which provides opportunities for parents/Carers to learn gardening skills as well as boosting their self-confidence. Parent Chat sessions and Family Mealtimes offers a warm space for parents in need.

The advocacy of Froebelian principles and practice and interest in nurturing families, particularly families in crisis and need, means that the nursery will continue to implement improvement for families and young children. An example of this is the approach to excursions, which are fully funded by the Nursery. Parents have been engaged in outings to Glasgow Science Centre and Drumlanrig Castle's Adventure Playground. The philosophy is to include as many parents as possible and are aimed at introducing families to free outdoor family spaces and to places that might not be possible for all families.

Case Study 3 – Health Visiting and Routine Financial Enquiry

Health Visitors have been identified as having universal access to families with children under 5 years old via the Universal Health Visiting Pathway and as such hold a key role in supporting families to access money advice services and the accepted health and well-being benefits of financial inclusion.

A Quality Improvement project was undertaken to create a referral pathway between Health Visiting services and Dumfries and Galloway Citizen's Advice Service following financial inclusion routine enquiry at Health Visiting assessment contacts with families.

In 2022-2023 the project resulted in £85,529 financial gain from the 52 referrals made by Health Visitors

Here is some of the feedback following the improvement project:

"Getting the Disability Living Allowance means we can pay for equipment that allows him to be the same as his brother".

Getting the DLA means I can take my boy on holiday – we haven't been on holiday for years".

"For me, the biggest impact is in seeing the difference the financial gains make to families and knowing that I was part of that". Health Visitor

Health Visitors report an increased confidence in enquiring about monies issues and improved knowledge and understanding in terms of available support for families. The project continues to be delivered and evaluated.

Case Study 4 – Family Nurse Partnership

The Family Nurse Partnership works with first time mothers under-age of 19 through pregnancy until their child turns 2 years of age. It is an early intervention programme to assist mothers to make change in their lives to enhance the social and health outcomes for themselves and their children. We work alongside midwives in pregnancy and take the place of health visiting for the first 2 years with an intensive home visiting service focusing on holistic care of mother and child and monitoring physical social and emotional development of the child, the family transitions to universal health visitor aged 2.

One of our Family Nurses works in central Dumfries and has had 5 non-English speaking young women from Bulgaria here having their first baby. She has been working with them for 2 years now and has built up a good relationship with them. She organises a translator to come from Lothian to support the women to engage with Midwifery services during the pregnancy,

Many come to the UK with partners who are in rented accommodation and work cash in hand. The Family Nurse has been instrumental in getting help and support for families from local charitable organisations. The Family Nurse has also assisted families with the process of right to remain and liaising with housing services and citizen's advice.

Culturally these women often do not have a phone or their husband has it. The Family Nurse has been instrumental in organising phones from INPUT in Ayrshire for them and ipads from Connecting Scotland.

One client had no recourse to public funds and her partner was in jail on remand for several months and she and her child were reliant on help from others in the community. The Family Nurse contacted all agencies for help and advice.

The Family Nurse has had a positive impact on these clients' lives including organising 'get togethers' to reduce social isolation, helping with budgeting by signposting to other agencies and organising translator to help. The Family Nurse has also helped connect clients to English language classes.

Case Study 5 – Lifelong Learning

Z is a single mum to five children, living in one of the most rural communities in Dumfries and Galloway. She struggles to make ends meet financially.

Z initially engaged with our Lifelong Learning service during some life skill workshops in her local town hall. Through this workshop her confidence increased with her IT Skills, and she started volunteering at the local IT Centre. Her children would also attend this workshop after school and through the groups support, they started volunteering and engaging in intergenerational support i.e., K, aged 5, engaged with one of our learners who was non-verbal and together they established a peer learning relationship. This was a fantastic confidence boost for everyone involved and was noted by his teachers at the local school.

Through Zs confidence increasing and her volunteering she then became a member of the Tackling Poverty and Inequalities Working Group and took part in numerous community engagements to help and support people with lived experience of poverty.

During COVID19 Z was keen to continue her learning and completed an SQA Volunteer Skills Level 3 with the Lifelong Learning Service team. She also progressed to DAGCOL “Mental Health in the Communities Award”. This allowed Z to apply for local caring positions and was delighted when she secured a sixteen-hour contract. Not only has this been a huge achievement personally for Z it has also helped finances for the family. She also continued to volunteer at her local shop, increasing her numeracy skills with stock taking and basic accounts. This connection with the shop led on to a cleaning job in a property above the shop.

Our engagement with Z as a Lifelong Learning team has allowed her to approach us with literacy help regarding her online studies, form filling re benefits, school transport, budgeting workshops and CV writing. At Lifelong Learning, we are very proud of Z for taking the first steps as a nervous young mum into the local town hall to now being a confident, employed mum who is proud of her voice within the community and her willingness to help others. She is an advocate for our service and encouraging her daughter/granddaughter to attend our family learning groups.

Case Study 6 – Support for Vulnerable Families through Social Work Services

Client 1 is a Care Leaver who lives by herself and has her own tenancy. She works part time and her hours / pay fluctuate from week to week. She receives Universal Credit and struggles to get by from week to week due to the rising energy prices. She expressed that she could not afford to buy new clothes / the ones she had, have holes or are too small for her. She also struggles to eat at times as sometimes can't afford to do a big food shop.

The vouchers Client 1 has received has helped her buy a big food shop to keep her fridge stocked for a few weeks and has also enabled her to buy lots of new clothes. She was also able to buy new clothes for a friend's birthday party and some suitable footwear for work.

Client is very thankful for the vouchers she is receiving and has this given her more confidence when out in the community as she feels she presents herself better.

It has also boosted her self-esteem as she can now wear clothes that are trendy and she likes, feels good wearing them. This has helped her both mentally, emotionally, and physically.

Client 1 has expressed that she would like Wi-Fi, which we are in the process of getting through the vouchers that the poverty fund has funded. This will also help Courtney in several ways – job hunting, socialising and connecting with friends and family.

Case Study 7 – Support for Vulnerable Families through Social Work Services

K is now the only child at home to a single mum who has mental health difficulties and has found parenting a teenager a challenge in the last year resulting in a child protection investigation and extensive support being provided. K spent a summer of 2022 predominately alone and neglected. The family live in an isolated rural area with very limited public transport.

K has been coming to the hub again more regularly and had indicated she would like to go on a school historical trip to the Battlefields in France. Her mum paid the deposit but was struggling with the monthly payments. This fund has enabled K to go on the trip once we set up a partnership with her mum. We have provided half of the cost of the trip the £60 spending money and money towards new clothing and a suitcase. Without this K's trip would be in jeopardy and even if the cost of the trip was met she would have felt inadequate to her peers who no doubt will have new clothing and spending money. K is a great academic and fabulous Artist and this trip will enhance her learning and education and she is delighted to be going.

K will be equal to her peers with new clothes and spending money.

K's education will be enhanced she is committed to her studies, and this will give her an even more enriched learning experience.

K will get much needed quality time from home and her and her mum time away whilst K is in safe hands.

K's mum feels supported and this improves the mother/daughter relationship K's mum gets a week to do her own thing without needing to accommodate her daughter for a week.

K gets to spend a week with peers and socialise and interact, she normally spends a lot of time alone.

The family will benefit from ongoing support via the hub to ensure circumstances do not deteriorate to unacceptable levels. Finances are tight at home and any support to enable K to do the things her peers do is very appreciated by her.

Case Study 8 – Welfare and Housing Options Support Team

A Housing Association tenant who had accrued rent arrears of £1738 and had been served a Notice of Proceedings for eviction. They were single with 4 children and had lost their job in Hospitality due to the pandemic, which had caused the rent arrears to accrue.

There was a need for the customer to move to a larger property due to overcrowding, but this could not happen until the arrears were addressed. The customer met with the team and it was identified that Housing Benefit was restricted due to the size criteria Benefit Cap. As a result the team could arrange to apply a Discretionary housing payment to cover this shortfall, but also an award to assist with rent arrears.

The customers circumstances also changed during this period which affected their income level and the team supported them to adjust the level of rent arrears and Council Tax arrears payments.

Following this intervention the customer has been able to substantially reduce their arrears and keep on top of ongoing rent and Council Tax payments which means they are able to be considered for a move to a larger property.

The dedicated assistance received from our Team prevented eviction for rent arrears and has assisted them to access a larger property when it becomes available.

8. Closing Remarks and Next Steps

During 2022-2023 progress has been made in terms of delivering and completing a number of actions within our Child Poverty Action Plan. These are highlighted in the update on our Child Poverty Action Plan (**Appendix 4**). A number of these actions are now core business and part of day-to-day operations.

The Child Poverty Sub-Group recognise the need for a continued focus on tackling child poverty and the requirement to ensure that the Child Poverty Action Plan is based on current evidence and need. Moving forward the Action Plan requires to remain relevant in terms of its deliverable actions and connected to other strategic priority areas which are being driven forward through the Community Planning Partnership. The work on child poverty cannot stand alone.

Therefore, commencing in Autumn 2023 the Sub-Group and key stakeholders will undertake an exercise to review and refine its Action Plan, ensuring that future actions are focused on the identified priority families and add value and impact to our work on mitigating the impacts of child poverty.

9. Appendices

LCPAR Appendix 1

SIMD 2020 Data Zones in 20% Most deprived in Scotland Dumfries and Galloway

Data Zone	Intermediate Zone	Ward Number	Total Population	SIMD 2020 v2 Rank*
S01007485	Stranraer West	1	452	81
S01007486	Stranraer West	1	790	152
S01007576	Lochside and Lincluden	6	693	188
S01007583	Summerville	6	925	373
S01007612	Dumfries Central	9	964	392
S01007577	Lochside and Lincluden	6	730	455
S01007578	Lochside and Lincluden	6	667	470
S01007554	Upper Nithsdale	7	429	478
S01007575	Lochside and Lincluden	6	837	542
S01007579	Lochside and Lincluden	6	626	651
S01007487	Stranraer East	1	845	691
S01007669	Annan East	10	635	842
S01007484	Stranraer West	1	524	927
S01007580	Lochside and Lincluden	6	792	957
S01007582	Summerville	6	630	1236
S01007553	Upper Nithsdale	7	782	1281
S01007482	Stranraer West	1	447	1321
S01007670	Annan East	10	685	1353
S01007552	Upper Nithsdale	7	835	1381

[Scottish Index of Multiple Deprivation 2020v2](#), Scottish Government, January 2020

*For data zone ranks in Scotland: 1 is most deprived, 6,976 is least deprived

Key:

Ward 1 - Stranraer and the Rhins

Ward 6 – North West Dumfries

Ward 7 – Mid and Upper Nithsdale

Ward 9 - Nith

Ward 10 – Annandale South

Child Poverty in Scotland by Local Authority Area

Local Authority Area	2014- 2015	2015- 2016	2016- 2017	2017- 2018	2018- 2019	2019- 2020	2020- 2021	2021- 2022
Aberdeen City	18.7%	19.5%	21.3%	22.3%	21.1%	21.3%	18.3%	20.5%
Aberdeenshire	15.6%	16.6%	17.4%	17.6%	15.7%	16.7%	14.2%	16.0%
Angus	21.1%	21.9%	23.6%	24.1%	23.3%	24.0%	20.6%	24.2%
Argyll and Bute	20.7%	22.2%	22.7%	23.9%	22.5%	23.3%	18.9%	21.7%
City of Edinburgh	18.6%	18.8%	20.7%	21.3%	18.9%	20.3%	17.2%	19.5%
Clackmannanshire	24.2%	25.5%	26.0%	27.3%	26.1%	27.3%	23.9%	28.3%
Dumfries & Galloway	23.8%	25.3%	24.8%	26.4%	25.0%	26.7%	22.9%	26.0%
Dundee City	23.8%	25.0%	26.4%	27.0%	26.2%	26.8%	22.5%	27.1%
East Ayrshire	24.4%	26.1%	25.8%	26.6%	26.8%	27.3%	24.0%	27.2%
East Dunbartonshire	15.2%	15.9%	16.9%	16.6%	14.8%	16.3%	12.5%	14.9%
East Lothian	21.9%	22.5%	23.4%	24.7%	22.7%	24.5%	18.9%	21.1%
East Renfrewshire	15.0%	15.6%	15.5%	15.5%	14.6%	15.8%	12.8%	14.4%
Falkirk	22.7%	23.2%	23.5%	24.3%	23.8%	24.8%	21.5%	25.3%
Fife	23.6%	25.0%	25.0%	26.0%	25.5%	26.4%	22.1%	26.1%
Glasgow City	27.1%	29.5%	29.6%	30.9%	31.0%	32.2%	29.4%	32.0%
Highland	21.4%	22.8%	22.8%	23.3%	22.6%	23.6%	20.5%	22.8%
Inverclyde	20.9%	23.0%	22.1%	23.3%	23.3%	23.8%	18.2%	24.4%
Midlothian	21.8%	21.1%	23.4%	23.8%	22.5%	23.9%	20.0%	22.7%
Moray	20.8%	22.0%	23.1%	23.2%	21.9%	23.4%	21.3%	24.1%
Na h-Eileanan Siar	17.5%	20.6%	20.8%	19.6%	18.7%	20.7%	16.7%	19.8%
North Ayrshire	24.8%	26.5%	26.2%	27.4%	27.1%	27.9%	24.7%	29.0%
North Lanarkshire	23.9%	25.5%	25.2%	26.3%	25.5%	26.5%	23.2%	26.6%
Orkney Islands	20.3%	20.7%	21.9%	22.4%	21.2%	22.7%	18.2%	20.1%
Perth and Kinross	19.9%	21.2%	21.4%	22.4%	21.1%	22.6%	18.7%	21.9%
Renfrewshire	19.3%	20.4%	21.3%	22.8%	21.9%	23.1%	19.5%	23.3%
Scottish Borders	20.9%	22.5%	23.2%	23.9%	22.5%	24.2%	19.5%	23.4%
Shetland Islands	13.3%	15.2%	16.0%	17.1%	14.4%	15.8%	18.7%	15.4%
South Ayrshire	22.7%	23.5%	24.2%	24.6%	24.6%	24.8%	20.6%	24.4%
South Lanarkshire	21.5%	22.4%	22.5%	23.5%	22.5%	23.1%	19.6%	22.8%
Stirling	19.6%	20.0%	20.1%	21.2%	20.2%	21.3%	18.1%	20.8%
West Dunbartonshire	23.4%	24.5%	25.1%	26.9%	26.3%	26.8%	23.4%	27.6%
West Lothian	21.3%	22.1%	23.0%	23.8%	22.9%	24.6%	21.1%	23.9%

[Local child poverty indicators 2021/22 – estimates of rates](#), after housing costs, End Child Poverty, June 2023

LCPAR Appendix 3

- Energy prices have been increasing steadily since early 2021 due to higher demand than production globally. With the removal of the previous OFGEM Price Cap from the 1st of April 2022, energy prices were predicted to increase for every household by at least 54% if not more. The Price Cap had placed a limit on how much energy companies could charge for each unit of energy used by every customer and OFGEM had previously agreed that this would be removed on the above date. This resulted in an increase in energy costs to every household of between £700 - £2,500 per year. Households who are supplied through Pre-Payment Meters (and who are usually on the lowest incomes) were impacted the most due to their higher costs per unit of energy used. The UK Government announced that the Energy Price Guarantee would remain at £2,500 until July 2023 – it had been set to rise to £3,000 from 1st April 2023.
- The Energy Price Cap review by Ofgem in October 2022 greatly increased the costs of heating and supplying energy for lighting and all essentials for our homes to a maximum level far out with the costs which can be met by household on low and now medium incomes. Our rural and very rural areas traditionally suffer more by these impacts due to the lack of mains gas supplies within very rural areas with the only alternative supplies available being electric or oil-fired heating, both of which are traditionally more expensive than gas supplies.
- The Russian Invasion of Ukraine on 24th February 2022 pushed energy prices up even further. This led to higher costs for all energy companies and subsequently all customers. Two weeks after the invasion, gas and oil prices peaked at over 200% and 50% above their 2021 levels respectively from an already elevated price level. Because the UK is a new energy importer with a high degree of dependence on gas and oil, higher global energy prices also acted as a drag on the UK Economy which has only just recovered to its pre Covid 19 Pandemic level.
- The war in Ukraine also directly resulted in petrol and diesel fuel costs increasing significantly which affected families already experienced increased home energy costs. Due to the very rural nature of our region and the very rural location of many of our settlements, these costs will have a greater knock-on effect than on other local authorities within Scotland.
- Because of the combination of the above along with lingering bottlenecks in supply chains and shortages of labour workers on agricultural industries, food costs are also continuing to significantly rise in some cases by as much as 50% for basic food such as pasta, rice etc.
- The increase in National Insurance from the 1st of April 2022 also had a direct result in the reduction of income to all households within this tax bracket. Household incomes have been being squeezed by increases in tax which are forecast to rise from 33% of GDP recorded in 2019-2020 to 36.3% of GDP in 2026-2027.
- A Benefits Increase of just 3.1% in the face of Inflation which hit 9.4% by the end of March 2023 results in the income being received by the

lowest income households not covering the increased costs of their basic household costs. This represents an overall reduction in their income. The Joseph Rowntree Foundation estimates that about 600,000 people in Scotland will be pulled into poverty as a result of not increasing benefits in line with current inflation levels along with the 1.25% increase in National Insurance.





- The costs of private rental accommodation are also set to continue to rise. Rises of 8.6% on the costs of Private Rental Accommodation are common with further increases expected as Private Landlords begin to experience cash flow issues due to rent arrears from their Tenants who can no longer afford the costs of their accommodation.
- Ukraine and Russia collectively account for the production of around a third of the global wheat supplies. The invasion and on-going war in Ukraine has resulted in substantial wheat shortages and increases in costs which in turn again directly impact on the rising costs of a large number of foods.
- Families and individuals have moved from being in poverty to living in deprivation. This means that for example, instead of having to make the awful choice of choosing to heat their home or eat, essentials in their lives will be missing such as heating or food for long periods of time. Residents will literally be in the dark with no heating and food within their homes.
- In the UK, the price of consumer goods and services rose at the fastest rate in four decades in the year to October 2022. The annual [inflation rate](#) rose to 7.9% in the 12 months to May 2023, up from 7.8% in April 2023.

According to the Office for National Statistics:

- Regular pay for UK employees fell by 3.0% for total pay and by 2.0% for regular pay in the three months to January 2023 after accounting for the rising cost of living.³⁸
- Almost a quarter (23%) of adults in Great Britain are borrowing more money or using more credit.
- In response to the rising cost of living, two-thirds (66%) of adults reported they are spending less on non-essentials.
- More than 4 in 10 adults (43%) are finding rent or mortgage payments very or somewhat difficult to afford. This has risen from a quarter (25%) in June 2022.
- Around half (47%) of adults reported that their rent or mortgage payments had gone up in the last six months, up from 30% in June 2022.
- The monthly cost of a new mortgage [has risen by 61% in the year to December 2022](#) for an average semi-detached house in the UK. Monthly repayments on newly issued mortgages have increased sharply over the past year because of rising interest rates increasing the cost of borrowing as well as rising house prices.
- Overall, [UK private rental prices increased 5.0% in the year to May 2023](#), up from 4.8% in the year to April 2023. This is the largest annual percentage change since this UK series began in January 2016.





Dumfries and Galloway Child Poverty Action Plan 2022-2026
31st March 2023 Update




Key:




	Complete
	On Schedule
	Check Progress
	Overdue
	On Hold

Driver of Child Poverty Reduction - Income from employment

Hourly Pay, Hours worked, Skills and qualifications, Labour market, Digital inclusion




Actions for Sub-Group 4					
(not already on the Action Plans of Sub-Groups 1-3)		Status	Lead Service(s)	Due Date	Latest Note
1	Build upon opportunities in Literacy, Numeracy and Health and Wellbeing designed to close the poverty related attainment gap therefore maximising the future income of children e.g. Closing the Literacy Gap, Closing the Numeracy Gap, EmotionWorks		Education	March 2024	Education continue to support the Scottish Attainment Challenge (SAC) utilising the associated funding to target improvement activity in literacy, numeracy & health and wellbeing with a focus on closing the poverty related attainment gap.
2	PRIORITY ACTION - Capacity building sessions are offered to ELC and school staff to enable them to effectively identify and signpost parents from low-income families for whom employability support would be appropriate		Education, ELC partners, Local Employability and Skills Partnership	March 2024	Work continues with colleagues in Education to identify families who may benefit from employability support. This work will begin to increase as the Parental Employability Support Fund is rolled out in 2023-2024
3	PRIORITY ACTION - Develop an effective means of sharing accessible information on opportunities with ELC/ school staff to enable them to pass on to parents they know may benefit		Local Employability and Skills Partnership	March 2024	This work will feature in the delivery on Parental Employment Support Fund investment for 2023-2024
4	PRIORITY ACTION - Routinely share accessible information on opportunities and offer capacity building sessions for Welfare and		Local Employability and Skills	March 2024	Initial conversations have started with colleagues in Welfare and Benefits to explore communications and messages to parents. Once the programmes are



	Benefits staff to enable them to effectively identify and signpost parents from low-income families accessing their service for whom employability support would be appropriate		Partnership		implemented we will consider these
5	PRIORITY ACTION - Build capacity of organisations providing employability support to use 'Better Off in Work' Calculations to help families understand the potential difference to family income by being in employment/ better employment		Local Employability and Skills Partnership	March 2024	Training on Universal Credit has been delivered to the frontline Employability Key Workers. It is planned to expand this to other 3 rd sector employability partners as part of the programme of capacity building in 2023-2024
6	PRIORITY ACTION - Develop a tailored offering for parents using No One Left Behind support to increase disposable income by enabling parents to enter, sustain and progress in Fair Work and reducing the number of children living in poverty		Local Employability and Skills Partnership	March 2023	In 2022-2023 a comprehensive programme of activity was delivered through No One Left Behind Provision in Dumfries and Galloway. This included a range of initiatives which supported parents. This included a programme to support Long Term Unemployed for which we supported 21 third sector placements, 12 Council placements and 5 NHS placements with a rate of 52% of participants kept on following the completion of their placement
7	PRIORITY ACTION - Provide a group of parents who have faced barriers to employment the opportunity to undertake paid work experience to develop a model of family support using the Scottish Approach to Service Design		Local Employability and Skills Partnership	March 2024	8 Parental Support Workers (PSW's) with lived experience were recruited on a paid work placement to lead on peer engagement using surveys and face to face questionnaires with parents the PSWs identified core barriers for parents locally and a set of recommendations

8	PRIORITY ACTION - Support employers to be more inclusive and flexible increasing the number of employers adopting the principles of Fair Work		Local Employability and Skills Partnership	March 2023	In 2022-2023 all employers receiving our Employer Recruitment Incentive (ERI) completed a Fair Work Assessment of their business. We worked closely with local referral agents to ensure a fair spread of people and employers can access funding across different barriers and sectors focusing on those sectors facing skills shortages
9	PRIORITY ACTION - Develop local pathways for parents to train, learn and equip themselves with the accreditation, skills and facilities needed to increase the number of childcare providers in our rural areas, building on partnership working with the Scottish Child-Minding Association as part of the Scottish Rural Childminding Partnership Project		Local Employability and Skills Partnership	March 2023	We worked with the Scottish Child-Minding Association to help identify and register local individuals for the growing Rural Childcare Programme in Dumfries and Galloway. To date one candidate is operating locally. Two pending eligibility checks and two live enquiries (there have been other enquiries that have not progressed)
10	PRIORITY ACTION - Commission a tailored offering for disabled parents using No One Left Behind support to increase the number of disabled parents able to access and sustain Fair Work		Local Employability and Skills Partnership	March 2024	In 2023-24 we will commission specific training and employability provision tailored to support a range of individuals with additional support needs and disabilities



Driver of Child Poverty Reduction - Costs of living





Housing Heating Food, Education, Debt, Medication, Availability of affordable and accessible childcare, Availability of affordable and accessible transport, Access to affordable credit, Internet access, Savings and assets, Costs of hospital visiting



Actions for Sub-Group 4 (not already on the Action Plans of Sub-Groups 1-3)					
		Status	Lead Service(s)	Due Date	Latest Note
11	Explore with the Strategic Housing Partnership opportunities to develop new actions to ensure that young people and families with children have high quality sustainable homes that they can afford and that meet their needs		Housing	March 2024	This Action will be further taken forward during 2023-2024 as our Strategic Housing Forum are already completing this. Further development of this action will be enhanced and reported on during 2023-2024
12	Schools and ELC settings continue the discretionary purchasing of uniform items and PE kits for low-income families using Pupil Equity Funding and to enhance provision of uniform swap services in partnership with Parent Councils		Education	March 2026	This remains ongoing. PEF funding allocated to schools based on P1-S3 free school meal entitlement. A more structured monitoring process of the implementation of PEF plans including outcomes measures and impact of committed spends has been developed within Dumfries and Galloway
13	Continue the roll out of free school meals from all ELC and primary aged school children P1 to P5 to P6 and P7 pupils, and increase the uptake of Free School Meals in secondary schools		Education, School Meals Service, Financial Wellbeing, Welfare and Benefits team	March 2026	Our Financial Wellbeing & Revenues Team in conjunction with our Education Services Team is continuing to work on the joint Mapping Project which identifies all families who may be eligible to receive Free School Meals through their other Benefits & Entitlements. This process ensures that the application to apply for Free School Meals is a more streamlined

					system that previously. At the end of March 2023, we now have a total of 4,006 children in receipt of Free School Meal Benefits within our region. Further analysis of the figures in relation to the increase in Secondary School Numbers is due to be completed shortly
14	Schools build on existing action which identifies the need for and distributes free IT equipment and enables internet access for low-income families		Education/ CFSW extended connectivity	March 2026	The most recent data from the health and wellbeing census detailed that 98% of children who responded have access to the internet at home. When schools identify families without access to IT equipment and the internet they connect them with local support
15	Low level mental health support continues to be available to young people in school settings and communities		CSSaPP Mental Health Priority Group, Education, Youth Work Services, Third Sector partners	March 2026	Low level mental health supports are available in all school settings through the award-winning Counsellors in Schools Team which are available in all School clusters in Dumfries and Galloway, and are complimented by School Nursing, CAMHS and other community-based provision
16	PRIORITY ACTION - Explore further opportunities that ensure children and young people in low-income families have access to food through: <ul style="list-style-type: none"> • Breakfast clubs in ELC settings, schools and other community settings • Holiday food provision (cash payments) 		CSSaPP, Education, Youth Work Services, Active Schools, Third Sector. Poverty and	March 2024	Breakfast Clubs - A full Audit of all Breakfast Clubs within our region & how they are funded is due to be completed in the autumn of 2023. This will provide further opportunities for the expansion, support & development of each Holiday Food Provision & Weekend






	<ul style="list-style-type: none"> • Weekend food provision (cash payments) • Active Schools activities • FareShare Membership and Provision 		<p>Inequalities Team</p>	<p>Food Provision D & G Council agreed during its Budget Setting in March 2023 to reduce the funding for the additional weekend payments to families registered for Free School Meals to reflect that paid by other LA's throughout Scotland. There is no further provision to continue these additional payments after June 2024 and together with Social Security Scotland, our Dumfries & Galloway Poverty and Inequalities Partnership Sub-Group 2 are working together to encourage all families to register for the Child Payment Grant which is equivalent to £25.00 per child per week. This will provide greater support to all families and will greatly increase their income (£1,300 per child per year) prior to the Holiday Food Fund Payments reducing. The Holiday Food Fund Payments from the Scottish Government continues to be provided to all eligible families</p> <p>Fareshare Membership & Provision April 2022- March 2023 Dumfries & Galloway Council are now supporting 19 Food Providers within Dumfries & Galloway to receive Fareshare Subscriptions which have provided the following food provision from April 2022 – March 2023: 194.23 Tonnes of Food Delivered, which</p>
--	---	--	--------------------------	---





					<p>is the equivalent of 462,456 Meal Portions with the equivalent food monetary value of £693,684.75. Through this project we have saved 186.46 tonnes of Co2 which would otherwise have gone to Landfill</p> <p>For comparison, these are the results of our April 2021-March 2022 (15 Organisations): 169 Tonnes of Food delivered, 402,389 Meal Portions, £603,583 Value of Meal Portions and 162 tonnes of Co2 saved</p>
17	Promote free sanitary products in primary and secondary schools and some community settings, including provision over school holidays		Education, Poverty and Inequalities Team	March 2026	Free Period Poverty Products continue to be available in all Primary & Secondary Schools & Education Facilities. Pupils are encouraged to take additional products home prior to any School Holidays. Within our region we also offer our Free Period Dignity Project which offers a range of Free Period Products at 32 Collection Points throughout our region – for more details, please click on the following link: Access to free period products - Dumfries and Galloway Council (dumgal.gov.uk)
18	All Midwives, Family Nurses and Health Visitors actively promote Best Start Grants and Best Start Foods to all pregnant women and families		Women, Children and Sexual Health Directorate (WC&SH)	March 2023	Ongoing information sharing via universal services; information shared through various means i.e. App, electronic records, leaflets. Referral processes via routine enquiry for financial inclusion established





19	Explore opportunities to further increase the number of Credit Union Schools Savings Projects in schools (currently 10)		Credit Unions, Education, Poverty and Inequalities Team	March 2024	Both our Solway Credit Union & Stranraer Credit Union are planning to expand the number of Schools Savings Projects. This will be completed as soon as the new Joint Development Officer Post has been fully funded and appointed which is planned to be in the autumn of 2023
20	To reduce the costs of the school day, all curriculum activities including practical subjects and Active Schools activities continue to be free at the point of access		Education	March 2026	All schools continue to minimise the costs associated with the school day on an ongoing basis
21	Pupil Equity Funding continues to be used discretionally to fund school excursions for eligible families		Education	March 2026	The updated PEF planning and reporting format ensures a more consistent approach to the effective use of data, evidence-based rationales and well-planned outcomes and measures for PEF. Targeted support is beginning to be provided where PEF is not being implemented effectively to maximise impact on learners
22	PRIORITY ACTION - Further develop School Uniform Banks and winter clothing projects exploring opportunities to expand these in schools and other community settings		Education, D&G Parent Council Forum, Poverty and Inequalities Team Third Sector and Community Organisations	March 2024	6 Permanent Free School Uniform Stores within Dumfries & Galloway are open at all times to offer Free New and Pre-Loved Uniforms throughout our region. All details are available on the links below: Free School Uniforms - Dumfries and Galloway Council (dumgal.gov.uk) We are also looking to expand this number to include additional Third Sector Partners in other communities During 2022-2023, over 4,500 items of





					<p>both Pre-Loved and new Free School Uniforms were collected from our Back-to-School Uniform Events (4 held within our region) and our Permanent Donation & Collection Points throughout our region</p> <p>We also held 4 Free Warm Winter Clothes Events during November 2022 during which time over 2,560 winter clothing items were redistributed throughout our region.</p>
23	Repeat the Cost of the School Day research from 2015 and establish new actions		Education	March 2024	Dumfries & Galloway Council Poverty & Inequalities Team together with the Education Team will be completing a review of the Cost of the School Day Report from 2015 and providing a new Report with recommendations on how costs can be further reduced. This Project is due to begin in autumn 2023 and was delayed due to other pressures for both Teams. This will now be completed by the end of March 2024.
24	PRIORITY ACTION - Explore opportunities to develop additional actions that aim to increase the uptake of School Clothing Grants, Free School Meals, Holiday Food Payments and Council Tax Reduction by low-income families.		Financial Wellbeing and Revenues Team, Education	March 2024	<p>Current actions include:</p> <ul style="list-style-type: none"> • Cross Referencing of all families who apply for Benefits which would also qualify for Free School Meals and Free School Clothing Grants • Continue to use the Automatic Enrolment Process which has been developed by Dumfries & Galloway Council Education Benefits and Financial Wellbeing & Revenue Teams (ensures that Applicants do not have to complete




					<p>more than one Application Form)</p> <ul style="list-style-type: none"> • Highlight to all families through the Education Services Family Contacts to get in touch for a Benefit Check to see if they may be eligible for Free School Meal Benefits and Free School Clothing Grants • Also highlight that through their applicants to the above, that families will then also receive the Scottish Government Holiday Food Fund Payments • All new clients who complete Benefit Checks are advised if they would be eligible for Free School Meals • Referrals continue to be made by DAGCAS to Dumfries & Galloway Council Financial Wellbeing and Revenues Team for all of the above Benefits. • Families are supported and signposted through each Primary & Secondary School to apply for a Benefit Check to access the additional financial support available <p>Actions highlighted have been continually completed throughout the last financial year. A detailed analysis of the results of each is due to be completed shortly</p>
--	--	--	--	--	--

25	Explore opportunities to offer discretionary funded childcare / ELC places for children who do not meet the eligibility criteria i.e. child < 2 years (including FNP families and low-income families with children under 2 years) where young parent <18 wishes to return to education or training		CSSaPP, Education, Social Work, Third Sector partners, private childcare sector, Childminders	March 2024	Initial scoping activity has been carried out and has identified that some funding is available to this cohort of parents. Further engagement activity planned in Autumn 2023.
26	PRIORITY ACTION - Implement the Government's expectations on wrap-around and holiday childcare once funding model is agreed with COSLA, using consultation from January 2022 as baseline		CSSaPP, Education, Third Sector partners, Private childcare sector	March 2026	This Project will be completed once further information is received from the Scottish Government and CoSLA on their funding model
27	Explore opportunities with SWestrans to develop actions that will improve the availability and affordability of transport for low-income families		SWestrans, D&G Council Transportation Team,	March 2024	This Project is due to be consulted upon and developed in September 2023
28	Increase the uptake of free transport to children and young people under 22 exploring opportunities for schools / youth work settings / Customer Service Centres to support families in the application process		D&G Council Transportation Team, Education, Youth Work Services	March 2024	This Project is due to be consulted upon and developed in September 2023
29	Promote to families with a disabled member, the National Entitlement Card (NEC) which gives people with a disability plus a companion free bus		D&G Council Transportation Team,	March 2024	During 2022-2023, 2,096 individuals were supported by our Taxi-Card Scheme which provides funding to access Taxi Transport when no other method can be

	travel and also the Taxi-Card scheme for those unable to access transport		All partners		utilised due to disability requirements. Regular promotion of the National Entitlement Card was completed throughout the year to increase the number of applications (details to be received shortly)
30	Promote the expansion of the Young Patients Family Fund to all parents/carers and siblings who visit an inpatient baby, child or young person up to 18 years to enable them to claim expenses for travel, subsistence and accommodation costs in respect of hospital visits		WC&SH	March 2023	Complete. Publicised via Grow well App, Pregnancy App (BadgerNet) and Children and Young Persons Health App. Posters displayed in clinical areas and all parents in Neo Natal Unit are given information packs
31	All professionals working with children and families promote Tax-Free Childcare, with key messages and materials to be developed and shared with partners		NHS/HSCP, Education, Social Work, Third Sector Organisations	March 2024	Information has been added to the Poverty & Inequalities Partnership's Cost of Living Website & shared with all partners. Families and Young People - Cost of Living DG (dumgal.gov.uk) Further key messages & materials are currently being developed to further share this information
32	Promote Pharmacy First across the Partnership to reduce costs of medicines for minor illness or complaints (available for all children and adults in receipt of certain benefits)		WC&SH, Pharmacies, Financial Wellbeing and Revenues Team, All Partners	March 2024	Pharmacy First approaches and opportunities to link to poverty and inequalities agenda will be explored with Pharmacy Teams in 2023-2024
33	Promote baby boxes which provide essential items for new parents, increasing the uptake		WC&SH, All Partners	March 2023	Complete. Routine standard now established within pregnancy pathway





34	Explore opportunities to promote healthy affordable food choices for families of children with complex needs e.g. diabetes		WC&SH	March 2023	Complete. Grow Well App has information on affordable recipes and videos. Recent scoping of food insecurity for under 12 months with local foodbanks. New development for children with complex conditions such as diabetes management app via the WFWF (launch anticipated Summer)
35	Explore opportunities to build upon Connecting Scotland's work to provide children from low-income families with digital devices and internet connectivity		Poverty and Inequalities Partnership	March 2024	Meeting due to be held with TSDG to look at all funding opportunities & submit applications for additional funding opportunities within our region. This Project ties in with actions of our Poverty & Inequalities Partnership Sub-Group 1
36	Promote the free online Period Dignity Partnership Project which delivers monthly orders of sanitary products to all individuals across the region		Poverty and Inequalities Team, All Partners	March 2026	Our Free Period Dignity Project has now been redeveloped into a Collection Project with 32 Collection Points across our region. For individuals who cannot access the Collection Points, Access to free period products - Dumfries and Galloway Council (dumgal.gov.uk) a Postal Delivery can be completed on a monthly basis. Further promotion of this Project will be completed on a regular basis via Social Media
37	PRIORITY ACTION - Complete a mapping of all Breakfast, Mid-Morning & Snack Clubs / Projects which are delivered in primary and secondary schools		Poverty and Inequalities Team, Youth Work Services, Education	March 2024	Mapping Exercise with Education Team Members requires to be completed and reported to the Sub-Group


38	Consult with users and parents of all Food Based Projects within primary and secondary schools to provide evidence of the outcomes and increases in wellbeing of these services along with the costs involved in delivery		Poverty and Inequalities Team, Education	March 2024	Consultation will be completed on this Project, once Action 37 has been completed. This will tie in with Action 39 and results from 37 & 39 will be utilised to complete Action 38
39	Consult with all Youth Services to provide feedback on all Youth Projects which provide food and the outcomes of all young people who attend.		Poverty and Inequalities Team, Youth Work Services	March 2024	Dumfries & Galloway Poverty & Inequalities Team are due to complete this consultation along with Youth Work Services Team Members. This information will then be added to the Consultation on all other Breakfast & Food Provision within our region
40	Increase awareness to all families of the additional support available through Home Energy Scotland Programmes and Emergency Funding including highlighting in School Newsletters, Online Forums and through Parent Councils & Parent Council Networks.		Poverty and Inequalities Team, All Partners	March 2024	Details of all Home Energy Scotland Workshops and our Emergency Energy Payment Assistance Programmes were shared within our Education Services Teams throughout 2022-2023. Meeting due to be held in early August 2023 to agree on how information can be distributed to each School and to each Parent Council and Parent Council Network
41	Increase awareness to all families of The Hub Help for Heating Scheme Include all families in the launch of the new Emergency Energy Payment Assistance Programme for Vulnerable People Scheme (due to be launched in October 2022) including highlighting in the same ways above		Poverty and Inequalities Team, All Partners	March 2024	Regular online mailings and D&G Council Social Media Postings completed. Additional marketing of our Emergency Energy Payment Assistance Programme was completed throughout 2023 so that families could always have access to emergency support for energy costs. Detailed results of both projects are due to be received in during August 2023

42	Promote the support currently available through Registered Social Landlords (RSLs) within Dumfries & Galloway who provide emergency payments to their Tenants in times of crisis		Poverty and Inequalities Team, RSLs	March 2024	Sub-Group 3 are currently working on a new Online Leaflet which highlights the support available from each RSL and all other agencies
43	Highlight any new Energy Support Schemes which may be being developed through Third Sector Organisations to combat the cost of living crisis to families		Poverty and Inequalities Team, All Partners	March 2026	Completed. Details will be provided on all projects once available as detailed in No. 42. All new support schemes which are developed will be highlighted to all Partners and will also be added onto our Dumfries & Galloway Poverty & Inequalities Partnerships Cost of Living Website: Help for Households - Cost of Living DG (dumgal.gov.uk)
44	Enhance promotion of free or low-cost activities and days out for children, young people and families such as museums, parks and Amazing Summer funded activities		Poverty and Inequalities Team, Education, Youth Services, All partners	March 2026	All activities & programmes are shared & promoted through social media, e-mails and through our Cost-of-Living Website. We will continue to complete this on an on-going basis via all partners & Education Services Teams & Schools


Driver of Child Poverty Reduction - Income from social security and benefits


Generosity of benefits, Reach of benefits, Eligibility criteria for benefits, Take up of benefits




Actions for Sub-Group 4 (not already on the Action Plans of Sub-Groups 1-3)		Status	Lead Service(s)	Due Date	Latest Note
45	<p>Train all public health nurses to raise awareness of the benefits available for low-income families at pathway visits, including the new Child Payment, and make direct referrals to DAGCAS / Financial Wellbeing, Welfare and Benefits Team when appropriate</p> <ul style="list-style-type: none"> • PDFs on iPads back up leaflets in baby boxes which may have been discarded 		WC&SH, DAGCAS Financial Wellbeing, Welfare and Benefits Team	March 2024	Complete. All public health nurses in WC&SH department were trained in poverty awareness and referral pathways. A refresher is planned for Autumn 2023
46	PRIORITY ACTION - The above action is expanded to Midwives and Community Children's Nurses to increase awareness of available benefits and promotion to families		WC&SH, DAGCAS Financial Wellbeing, Welfare and Benefits Team	March 2024	Roll out of training is now planned to take effective from September 2023
47	The Grow Well in D&G App is expanded to include information about welfare and benefits including Young Patients Family Fund		WC&SH	March 2023	Completed. The new Complex Needs App (in development) will also include this
48	Increase the awareness of social work staff to embed income maximisation advice, benefits checks and charitable funding applications		CSSaPP Whole Family Support	March 2024	Social Work Services Team deliver all of the actions noted and a planned programme of awareness raising is being



	into social work practice for all families with social work involvement including Kinship carers		Priority Group, Social Work, DAGCAS, Financial Wellbeing, Welfare and Benefits Team		developed to be delivered during Autumn/Winter 2023. This will increase the level of information sharing between our Services and all Teams will also be offered the Poverty & Inequalities Training Programme which is being developed by Sub-Group 1
49	Expand the support available to Care Experienced young people and Homeless young people to maximise their income from social security and benefits		Social Work, Housing	March 2024	Detailed support is currently delivered through Social Work & Housing & Homeless Teams within D&G Council. A new Corporate Parenting Plan is currently being developed which will likely contribute to this action



Other actions not covered by the three drivers of child poverty reduction

Actions for Sub-Group 4 (not already on the Action Plans of Sub-Groups 1-3)					
		Status	Lead Service(s)	Due Date	Latest Note
50	Financial Education is delivered in all primary and secondary schools through the Numeracy and Health and Wellbeing curriculums that is current in relation to financial risks of online gaming/gambling, cryptocurrency, pay day loans etc.		Education	March 2024	Scotland's Curriculum for Excellence is non statutory; therefore, it is up to Headteachers and practitioner within each school to determine how best to deliver financial education within their schools' context and aligned with pupils needs.

					Dumfries and Galloway are developing a website highlighting resources and examples of effective practice from across Scotland to support schools' development and delivery of their respective Health and Wellbeing Curriculums. Inputs around financial education, money matters and online safety is included will be included within this
51	Poverty impact assessments are embedded into decision making by all Public and Third Sector partners through the Fairer Scotland duty to impact assess against equality, diversity, health inequalities and children's rights		All partners	March 2026	Impact Assessments are currently completed for all NHS Dumfries & Galloway and Dumfries & Galloway Council Strategies, Policies, New Projects and for any proposed changes to the any of the above. Dedicated Officers within Dumfries & Galloway Council and NHS Dumfries & Galloway complete this in-conjunction with the Services which are delivering the Strategy / Policy. Every form of Equalities are Impact Assessed and a detailed report is completed for each. An example of this would be the Dumfries & Galloway Council Budget which was agreed during our Full Council Meeting in March 2023 where details of each of the Impact Assessments completed

					were highlighted within the proposals agreed
52	Explore opportunities to take action to reduce stigma related to income, financial status and welfare		Communications Sub-Group, Poverty and Inequalities Partnership, Third Sector partners	March 2024	<p>New Cost-of-Living Website Launched during Challenge Poverty Week October 2022 (link below):</p> <p>Cost of Living - Cost of Living DG (dumgal.gov.uk)</p> <p>On-going marketing for this site plus additions from all new projects developed by all partners are added whenever available onto the site.</p> <p>Poverty and Inequalities Training is being developed by Sub-Group 1 which will reduce the stigma related to poverty and is planned to be available and delivered to all organisations and public sector services.</p>
53	Explore through the CSSaPP Whole Family Support Group and Whole Family Wellbeing Funding, opportunities to ensure low-income families know how to access help and support when they need it, taking a no wrong door approach		CSSaPP Whole Family Support Priority Group	March 2024	The Whole Family Support Group are developing our approach to supporting families to ensure that the right help is available at the right time for all families. A multi-agency group has been established and involves partners from across the Community Planning Partnership, with action planning for 2023-2024 ongoing
54	Participation in Improvement Service child poverty data in rural		NHS/HSCP, Council	March 2024	Our Sub-Group 4 Members have provided detailed statistics and

	areas project utilising data and intelligence to assist the partnership to develop a better understanding of our priority groups				figures on all requested information to the Improvement Service. The Report which is due to be produced will be reviewed with the Improvement Service prior to this being published
55	Develop a map of our local family support system from the perspectives of the families navigating child poverty supports to assist the Poverty and Inequalities Partnership and Children's Services Planning Partnership to identify barriers, gaps and challenges and develop solutions to overcome these		NHS/HSCP, Council, CSSaPP, Poverty and Inequalities Partnership	March 2023	Completed. Next step will be to add an Action to enable us to explore the use of data to identify families and communities to target our actions
56	Develop additional opportunities to engage with people with lived experience of child poverty to ensure that their experiences shape future activity to tackle child poverty and mitigate its impacts		Poverty and Inequalities Partnership	March 2026	3 New TPRG Volunteers have been recruited since October 2022 with one young volunteer now joining the Group during January 2023. We are hoping that additional Sub-Group Members will be appointed to our Poverty & Inequalities Partnership Sub-Group 4 so that further representation by all Volunteers appointed will be completed at each of our Sub-Group 4 Meetings. A further Recruitment Campaign is due to be launched shortly to again increase the number of volunteers who have children / young people and or who have

					experienced child poverty to provide additional perspectives
57	Working in conjunction with the Share Fund, we will support all 16–19-year-olds to access their Child Trust Funds to ensure that they receive the funding which they may not know that they have (there are currently approximately 1,475 unclaimed Child Trust Funds within Dumfries and Galloway)		The Share Trust, Poverty and Inequalities Team, Education Services, Youth Work Services	March 2024	The Share Fund are due to give a Presentation to the next Meeting of the Poverty & Inequalities Partnership Sub-Group 2 during August 2023 and this Sub-Group will be delivering this Project in conjunction with Sub-Group 4
58	Carrying out 10,000 voices V2 to gain the views of young people on their experience of living within Dumfries and Galloway. This will ask the same questions as the 2018 research in order to allow for comparison over time, and will aim to engage with around 50% of all children and young people aged 12-25 in Dumfries and Galloway		Youth Work Service	March 2023	The 10,000 Voices Consultation was successfully completed during 2022-2023 and the resulting Report was launched on 28 th June 2023 10,000 Voices Consultation 2023 (moderngov.co.uk) The consultation sought the views of 10,848 young people and provides an excellent insight into their perceptions of the communities that they live in and the issues affecting them. This Report reflects the views of over 51% of all young people in Dumfries & Galloway

Dumfries and Galloway Free School Meals (18 April 2023)

Ward	Nursery		Primary		Secondary		All School and Nursery		Total Children	% IRO FSM
	Pupils in receipt of FSM	Pupils not in receipt of FSM	Pupils in receipt of FSM	Pupils not in receipt of FSM	Pupils in receipt of FSM	Pupils not in receipt of FSM	Pupils in receipt of FSM	Pupils not in receipt of FSM		
Abbey	23	120	109	479	70	483	202	1082	1284	15.7%
Annandale East and Eskdale	36	135	164	489	100	418	300	1042	1342	22.4%
Annandale North	46	204	204	776	137	719	387	1699	2086	18.6%
Annandale South	53	197	267	748	143	638	463	1583	2046	22.6%
Castle Douglas and Crocketford	21	134	91	553	62	453	174	1140	1314	13.2%
Dee and Glenkens	20	108	89	524	74	456	183	1088	1271	14.4%
Lochar	25	227	126	862	100	703	251	1792	2043	12.3%
Mid and Upper Nithsdale	24	145	162	507	129	440	315	1092	1407	22.4%
Mid Galloway and Wigtown West	32	156	177	666	117	560	326	1382	1708	19.1%
Nith	34	189	132	660	94	591	260	1440	1700	15.3%
North West Dumfries	93	199	372	748	251	649	716	1596	2312	31.0%
Stranraer and the Rhins	85	237	336	802	225	636	646	1675	2321	27.8%
Postcode not available/Out of area	12	19	41	33	23	75	76	127	203	37.4%
Grand Total	504	2070	2270	7847	1525	6821	4299	16738	21037	20.4%

Please Note: IRO FSM refers to the number of children 'In Receipt of Free School Meals'. This includes children who receive free meals on discretionary criteria. These children do not receive Holiday food or Pandemic Support Payments. Any application within £50 of the normal qualifying criteria is granted under the discretionary criteria for Free School Meals.

Education Related Payments Made by Ward 2022/2023 School Term (18 April 2023)

	School Clothing Grant		Queens Funeral Payment		October Scottish Child payment Bridging Payment		October Holiday Food Payment		Winter Scottish Child payment Bridging Payment		Winter Holiday Food Payment		February Holiday food		Easter Holiday food		Total Value
	Number	Value	Number	Value	Number	Value	Number	Value	Number	Value	Number	Value	Number	Value	Number	Value	
Abbey	186	£ 25,738.00	178	£509.08	171	£ 22,230.00	187	£8,547.77	173	£ 44,980.00	192	£9,325.44	197	£ 2,815.13	196	£8,959.16	£123,105
Annandale East and Eskdale	269	£ 37,522.00	270	£772.20	253	£ 32,890.00	276	£ 12,615.96	265	£ 68,900.00	292	£ 14,182.44	284	£ 4,058.36	284	£ 12,981.64	£183,923
Annandale North	362	£ 49,970.00	357	£ 1,021.02	346	£ 44,980.00	369	£ 16,866.99	350	£ 91,000.00	378	£ 18,359.46	380	£ 5,430.20	382	£ 17,461.22	£245,089
Annandale South	418	£ 58,048.00	400	£ 1,144.00	379	£ 49,270.00	413	£ 18,878.23	397	£ 103,220.00	436	£ 21,176.52	454	£ 6,487.66	464	£ 21,209.44	£279,434
Castle Douglas and Crocketford	157	£ 21,692.00	148	£423.28	142	£ 18,460.00	157	£7,176.47	153	£ 39,780.00	169	£8,208.33	164	£ 2,343.56	167	£7,633.57	£105,717
Dee and Glenkens	161	£ 23,208.00	161	£460.46	151	£ 19,630.00	165	£7,542.15	160	£ 41,600.00	175	£8,499.75	180	£ 2,572.20	180	£8,227.80	£111,740
Lochar	234	£ 32,934.00	229	£654.94	220	£ 28,600.00	244	£ 11,153.24	226	£ 58,760.00	250	£ 12,142.50	248	£ 3,543.92	248	£ 11,336.08	£159,125
Mid and Upper Nithsdale	300	£ 41,792.00	279	£797.94	275	£ 35,750.00	294	£ 13,438.74	284	£ 73,840.00	302	£ 14,668.14	308	£ 4,401.32	309	£ 14,124.39	£198,813
Mid Galloway and Wigtown West	301	£ 42,436.00	293	£837.98	281	£ 36,530.00	301	£ 13,758.71	285	£ 74,100.00	311	£ 15,105.27	315	£ 4,501.35	319	£ 14,581.49	£201,851
Nith	231	£ 31,638.00	219	£626.34	206	£ 26,780.00	228	£ 10,421.88	219	£ 56,940.00	244	£ 11,851.08	251	£ 3,586.79	251	£ 11,473.21	£153,317
North West Dumfries	650	£ 91,200.00	676	£ 1,933.36	621	£ 80,730.00	689	£ 31,594.19	638	£ 165,880.00	713	£ 34,630.41	713	£ 10,188.77	713	£ 32,591.23	£448,748
Stranraer and the Rhins	569	£ 79,658.00	558	£ 1,595.88	534	£ 69,420.00	586	£ 26,786.06	556	£ 144,560.00	616	£ 29,919.12	623	£ 8,902.67	634	£ 28,980.14	£389,822
#N/A	65	£8,778.00	68	£194.48	58	£7,540.00	54	£2,468.34	57	£ 14,820.00	66	£3,205.62	66	£943.14	75	£3,428.25	£41,378
Grand Total	3903	£544,614.00	3836	£10,970.96	3637	£472,810.00	3963	£181,248.73	3763	£978,380.00	4144	£201,274.08	4183	£59,775.07	4222	£192,987.62	£2,642,060

LCPAR Appendix 7

Housing Benefit (HB) and Council Tax Reduction (CTR) Caseload by Ward (14 April 2023)

14 April 2023	Number of CTAX Properties	Percentage Occupied Properties	Percentage Occupied properties with CTR	Number of active HB claims	Value of Weekly HB	Number CTR	Value of Weekly CTR	Number not UC	Universal Credit	Value of weekly CTR (UC Customers)
Annandale East and Eskdale	5238	95.0%	15.27%	362	£ 29,003	767	£ 11,692	489	278	£4,267
Annandale North	7345	95.0%	16.44%	548	£ 45,366	1,153	£ 18,520	698	455	£7,320
Annandale South	7114	96.0%	18.78%	579	£ 50,775	1,289	£ 19,747	689	600	£9,362
Annandale and Eskdale Total	19697	95.4%	16.98%	1489	£ 125,144	3,209	£ 49,959	1876	1333	£20,950
Abbey	2726	94.6%	12.68%	175	£ 15,171	328	£ 5,244	222	106	£1,728
Lochar	6603	96.5%	10.78%	308	£ 26,535	690	£ 11,193	433	257	£4,427
Mid and Upper Nithsdale	5194	92.9%	20.49%	506	£ 43,018	994	£ 14,934	614	380	£5,805
Nith	6995	95.6%	15.13%	598	£ 66,691	1,016	£ 15,026	586	430	£6,288
North West Dumfries	6825	96.8%	26.93%	863	£ 84,292	1,784	£ 26,551	905	879	£13,245
Nithsdale Total	28343	95.5%	17.71%	2450	£ 235,707	4,812	£ 72,948	2760	2052	£31,492
Abbey	2839	91.7%	16.28%	207	£ 17,342	427	£ 6,675	280	147	£2,190
Castle Douglas and Crockettford	4672	93.8%	14.52%	374	£ 37,710	638	£ 9,853	434	204	£3,066
Dee and Glenkens	5463	90.1%	13.81%	356	£ 29,356	684	£ 10,928	458	226	£3,665
Stewartry Total	12974	91.8%	14.61%	937	£ 84,407	1,749	£ 27,456	1172	577	£8,921
Mid Galloway and Wigtown West	7117	90.7%	21.11%	663	£ 58,862	1,370	£ 21,480	897	473	£7,422
Stranraer and the Rhins	7974	93.2%	25.80%	973	£ 88,630	1,923	£ 29,773	1154	769	£11,838
Wigtown Total	15091	92.0%	23.62%	1636	£ 147,492	3,293	£ 51,253	2051	1242	£19,260
Grand Total April 2023	76105	94.1%	18.15%	6,512	£ 592,751	13,063	£ 201,616	7859	5204	£80,623
March 2022 (snapshot)	75,729	94.3%	17.31%	6,962	£ 586,086	12,306	£171,492	8,402	3,904	£53,199
March 2021 (snapshot)	75,408	94.0%	18.70%	7,603	£ 628,281	13,314	£ 185,079	9,080	4,234	£56,212
March 2020 (snapshot)				8,290	£ 660,527	12,795	£ 168,016		3,008	£36,921
December 2019 (snapshot)	75,097	93.7%	18.19%	8,506	£ 675,894	12,786	£ 168,329		2,779	£34,001

LCPAR Appendix 8

Pupil Equity Funding - School Level Funding 2022-2023

Publicly funded primary, secondary and special schools receive £1,225 in 2022/23 for each child in P1 to S3, or equivalent, who is registered for free school meals under national eligibility criteria. The allocations are fixed across four years, providing clarity to support strategic planning over that period.

For schools where revealing the allocation level may be disclosive to individuals, their results have been redacted and replaced with a *.

Some of the allocations have been subject to minor adjustments or 'top-ups' as part of the Scottish Government funding methodology.

The tables below set out the 2022-2023 allocations to Secondary and Special Schools.

Secondary School	£
Annan Academy	113,925
Castle Douglas High School	42,875
Dalbeattie High School	22,050
Dalry Secondary School	14,700
Douglas Ewart High School	73,500
Dumfries Academy	57,575
Dumfries High School	49,000
Kirkcudbright Academy	34,300
Langholm Academy	23,275
Lockerbie Academy	80,850
Moffat Academy	24,500
NW Community Campus	106,575
Sanquhar Academy	41,650
St Joseph's College	64,925
Stranraer Academy	128,625
Wallace Hall Academy	46,550

Special School	£
Langlands School	12,250

The tables on the next page set out the 2022-2023 allocations to Primary Schools.

Primary School	£
Ae School	0
Amisfield School	*
Applegarth School	6,125
Auchencairn School	8,640
Beattock School	19,600
Belmont School	86,975
Borgue School	*
Brownhall School	11,880
Brydekirk School	*
Caerlaverock School	*
Calside School	23,275
Canonbie School	*
Cargenbridge School	12,250
Carrutherstown School	*
Castle Douglas Primary	64,925
Castle Kennedy School	12,250
Closeburn School	18,375
Collin School	7,560
Colvend School	*
Creetown School	14,700
Crossmichael School	26,950
Cummertrees School	*
Dalbeattie Primary School	53,900
Dalry Primary School	19,600
Drummore School	8,575
Duncow School	*
Dunscore School	6,125
Eaglesfield School	*
Eastriggs School	20,825
Elmvale School	34,300
Garlieston School	*
Gatehouse School	15,925
Gelston School	7,350
Georgetown School	25,725
Glenluce School	9,800
Gretna School	80,850
Hardgate School	6,125
Heathhall Primary School	22,050
Hecklegirth School	30,240
Hightae School	6,125
Hoddum School	19,600
Holywood School	12,250
Hottsbridge School	*
Hutton School	*
Johnstonebridge School	6,480
Kelloholm School	72,275
Kells School	8,575
Kirkbean School	*
Kirkcolm School	8,575

Primary School	£
Kirkcowan School	17,150
Kirkcudbright Primary School	39,200
Kirkgunzeon School	*
Kirkinner School	7,350
Kirkpatrick Fleming School	12,250
Langholm Primary School	31,850
Laurieknowe School	64,925
Leswalt School	*
Lincluden School	101,675
Locharbriggs School	51,450
Lochmaben School	39,200
Lochrutton School	*
Lockerbie Primary School	77,175
Loreburn School	56,350
Minnigaff School	14,700
Moffat Primary	25,725
Moniaive School	20,825
Nethermill School	*
New Abbey School	6,125
Newington School	85,750
Noblehill School	19,600
NW Community Campus	159,250
Palnackie School	*
Park School	129,850
Penninghame School	56,350
Penpont School	18,375
Port William School	11,880
Portpatrick School	*
Rephad School	39,200
Sandhead School	26,950
Sanquhar Primary School	47,520
Shawhead School	*
Sheuchan School	35,525
Springfield Primary School	13,475
Springholm School	7,350
St Andrew's RC School	31,850
St Columba's RC School	18,360
St Joseph's RC School	12,250
St Michael's School	29,400
St Mungo School	*
St Ninian's RC School	*
St Teresa's RC School	18,360
Troqueer School	42,875
Tundergarth School	*
Twynholm School	9,800
Wallace Hall Primary	37,975
Whithorn School	30,625
Wigtown Primary School	24,500

Percentage of mainstream secondary school leavers by total qualifications achieved 2021/22, by local authority and SIMD Quintile, 1+ Qualification at SCQF 4 or better

	SIMD Quintiles					All children
	Most Deprived ----- Least Deprived				5	
	1	2	3	4		
Dumfries and Galloway	95.2	95.9	96.3	*	*	96.7
Scotland	93.1	95.8	97.1	97.7	98.9	96.4
Clackmannanshire	89.9	93.4	*	*	*	93.7
Falkirk	97.2	97.8	98.2	*	*	98.4
Fife	94.0	95.0	96.9	97.6	99.2	96.4
Renfrewshire	96.4	96.8	*	*	98.8	97.7
South Ayrshire	92.2	*	98.3	*	*	97.3
South Lanarkshire	93.7	96.0	97.7	*	*	96.9
West Lothian	93.3	96.9	96.6	98.0	100.0	97.0

*data not available

[Summary Statistics for Attainment and Initial Leaver Destinations, No. 5: 2023 Edition](#), Scottish Government, February 2023

Percentage of mainstream secondary school leavers by total qualifications achieved 2021/22, by local authority and SIMD Quintile, 1+ Qualification at SCQF 5 or better

	SIMD Quintiles					All children
	Most Deprived ----- Least Deprived				5	
	1	2	3	4		
Dumfries and Galloway	72.1	83.8	89.4	95.6	93.8	87.6
Scotland	76.4	82.2	87.5	91.8	95.5	86.4
Clackmannanshire	77.5	81.8	89.2	*	*	84.1
Falkirk	74.2	83.2	86.4	93.8	96.5	87.3
Fife	69.0	75.8	84.6	88.3	93.0	81.4
Renfrewshire	82.0	86.8	89.1	93.5	96.5	89.2
South Ayrshire	81.3	90.6	92.3	92.7	96.2	90.8
South Lanarkshire	76.7	85.5	89.3	93.9	95.7	87.6
West Lothian	78.5	82.7	86.8	91.9	95.7	86.7

*data not available

[Summary Statistics for Attainment and Initial Leaver Destinations, No. 5: 2023 Edition](#), Scottish Government, February 2023

Percentage of mainstream secondary school leavers by total qualifications achieved 2021/22, by local authority and SIMD Quintile, 1+ Qualification at SCQF 6 or better

	SIMD Quintiles					All children
	Most Deprived ----- Least Deprived				5	
	1	2	3	4		
Dumfries and Galloway	37.6	47.7	63.33	69.3	71.6	58.3
Scotland	44.1	51.8	61.6	70.1	81.1	61.3
Clackmannanshire	36.7	57.7	59.1	60.4	76.7	54.8
Falkirk	40.1	50.4	58.7	73.4	83.8	61.9
Fife	35.5	44.4	57.9	66.9	74.7	54.6
Renfrewshire	50.3	57.0	64.6	71.0	81.9	64.2
South Ayrshire	31.5	59.6	62.0	75.5	83.3	62.3
South Lanarkshire	44.0	59.2	65.6	76.1	84.5	64.6
West Lothian	42.2	51.5	61.8	66.3	84.2	60.4

[Summary Statistics for Attainment and Initial Leaver Destinations, No. 5: 2023 Edition](#), Scottish Government, February 2023

Percentage of school leavers in a positive destination by SIMD Quintile, 2021/22

	SIMD Quintiles					All children
	Most Deprived ----- Least Deprived				5	
	1	2	3	4		
Dumfries and Galloway	86.7	89.6	95.0	*	*	93.3
Scotland	89.7	91.8	94.2	95.6	96.7	93.5
Clackmannanshire	82.2	87.6	88.2	*	*	87.8
Falkirk	85.3	89.9	93.7	96.9	96.3	92.7
Fife	89.3	88.3	93.8	95.2	95.4	92.1
Renfrewshire	88.4	89.7	93.5	92.1	96.2	91.8
South Ayrshire	95.9	96.6	96.7	*	*	96.9
South Lanarkshire	90.0	94.5	93.8	96.7	97.2	94.2
West Lothian	88.2	91.3	90.9	95.5	95.4	92.2

*data not available

[Summary Statistics for Attainment and Initial Leaver Destinations, No. 5: 2023 Edition](#), Scottish Government, February 2023

Cases of exclusion per 1,000 pupils by SIMD quintiles, 2020/21

	SIMD Quintiles				
	Most Deprived ----- Least Deprived				
	1	2	3	4	5
Dumfries and Galloway	26.6	24.6	12.0	8.8	7.8
Clackmannanshire	*	*	*	*	*
Falkirk	13.7	12.0	8.7	4.6	5.1
Fife	22.9	15.7	12.3	7.9	2.5
Renfrewshire	42.1	25.0	17.9	5.7	5.2
South Ayrshire	27.9	17.2	14.8	8.2	3.8
South Lanarkshire	23.8	15.3	6.4	8.9	6.4
West Lothian	26.6	23.3	17.6	11.4	6.8

*data not available

[Exclusion Statistics 2020/21](#), Scottish Government, 2022

Percentage attendance by SIMD quintiles, 2020/21

	SIMD Quintiles				
	Most Deprived ----- Least Deprived				
	1	2	3	4	5
Dumfries and Galloway	89.9	92.1	93.7	94.8	95.3
Clackmannanshire	91.3	92.2	93.7	94.6	95.9
Falkirk	88.7	90.2	92.1	93.9	94.9
Fife	87.4	89.8	91.8	93.1	94.4
Renfrewshire	88.6	90.8	92.5	93.9	94.7
South Ayrshire	88.4	90.9	92.1	92.8	93.9
South Lanarkshire	87.7	90.8	92.3	93.5	94.6
West Lothian	89.2	90.7	92.7	94.3	95.1

[Attendance and Absence Statistics 2020/21](#), Scottish Government, 2022

Selection of 2022 Health and Wellbeing Census (P5 to S6) questions and the percentage most common associated response from children and young people in Dumfries and Galloway broken down by SIMD Quintile

Survey Question	Pupil response	SIMD Quintiles				
		1	2	3	4	5
Generally speaking, I feel safe in the area where I live?	Always	45.6%	53.0%	59.7%	59.3%	60.5%
Do you think that the area in which you live is a good place to live?	Yes, it's good	47.5%	58.0%	69.9%	73.6%	77.8%
Do you have an adult in your life who you can trust and talk to about any personal problems?	Yes, I always do	63.9%	66.4%	66.4%	67.8%	66.6%
Most of the time, I have enough money to do the same things as my friends.	Strongly Agree or Agree	59.8%	71.2%	70.5%	75.5%	74.4%
Do you have access to the internet at home, on a phone, or another device?	Yes	98.1%	98.2%	98.5%	98.5%	98.1%
In general, how would you say your health is?	Good or Excellent	65.9%	72.4%	74.4%	75.1%	76.8%
How often do you usually have breakfast on weekdays?	Never	29.3%	22.5%	17.6%	15.5%	15.7%
Some children and young people go to school or to bed hungry. How often does this happen to you?	Always or Often	16.2%	12.2%	8.6%	7.5%	9.9%
Over the past 2 weeks, how often have you been feeling confident?	Often or All of the time	39.4%	47.8%	50.8%	50.8%	49.9%
Have you been bullied in the last year?	Yes	44.5%	38.4%	33.6%	32.0%	32.0%
Most of the time I am happy at school.	Strongly Agree or Agree	47.8%	56.1%	57.2%	58.4%	57.9%

10. Glossary

Best Start Grant – payments that helps towards the costs of being pregnant or looking after a child. It consists of three one-off payments: pregnancy and baby payment; early learning payment; and school age payment. It is available to individuals receiving certain benefits or tax credits who are pregnant or the main person looking after a baby or child of an eligible age.

Best Start Foods – a prepaid card that can be used in shops or online to buy healthy food for children under three years old. It is available to individuals who receive certain benefits or tax credits who are pregnant or the main person looking after a baby or child under three. Education Maintenance Allowance – financial support for eligible 16 to 19-year-olds who wish to continue their education, either at school or college.

Funded early learning and childcare – children aged three and four and eligible two-year-olds can get up to 1,140 hours of funded early learning and childcare a year (around 30 hours a week in term time).

Pupil Equity Funding (PEF) – Pupil Equity Funding is allocated directly to schools and targeted at closing the poverty related attainment gap. This funding is to be spent at the discretion of the head-teacher working in partnership with their local authority, with PEF national operational guidance designed to help support those plans. Schools will now have their plans in place for using their funding and will be implementing those plans.

Scottish Attainment Challenge – since 2015 the Scottish Government has provided additional funding to schools and councils to close the poverty-related attainment gap between children and young people from the least and most disadvantaged communities.

Scottish Child Disability Payment – Child Disability Payment provides support for the extra costs that a disabled child might have. Child Disability Payment replaces Disability Living Allowance (DLA) for children and young people living in Scotland. You can apply for Child Disability Payment for a disabled child under 16. The disability can be mental or physical. You can also apply for Child Disability Payment if the disabled child does not have a diagnosis.

Scottish Child Payment – Scottish Child Payment is a top up payment which helps towards the costs of supporting your family. Currently it is a weekly payment of £25 that you can get for every child you look after who is under 16 years of age. Payments are made every 4 weeks if the application is successful. Scottish Child Payment is one of the 5 family payments administered by Social Security Scotland.

Strategic Equity Funding (SEF) – Strategic Equity Funding is provided through the £1 billion Attainment Scotland Fund to support education recovery and tackle the poverty related attainment gap. All 32 local authority areas will have a clear role to play and invest in approaches to achieving the mission of

the Scottish Attainment Challenge. Strategic Equity Funding allocations have been confirmed over the next four financial years, providing clarity to support strategic planning over that period. SEF national operational guidance has been designed to support local authorities in planning for the use of this funding.

Scottish Index of Multiple Deprivation (SIMD) – Scottish Index of Multiple Deprivation (SIMD) splits Scotland into data zones which are given ranking from most deprived to least deprived. The data set contains population weighted quintiles and deciles for health board, council area, and health and social care partnerships where appropriate.

11. Endnotes

- ¹ [Best Start, Bright Futures: Tackling Child Poverty Delivery Plan 2022-2026](#), Scottish Government, March 2022.
- ² [Tackling child poverty - progress report 2022 to 2023: annex d - cost of living focus report](#), Scottish Government, June 2023
- ³ [Child Poverty \(Scotland\) Act 2017](#), Scottish Parliament, December 2017.
- ⁴ [Tackling Child Poverty](#), Audit Scotland, September 2022.
- ⁵ [Dumfries and Galloway Poverty and Inequalities Strategy 2021-2026](#), Dumfries and Galloway Community Planning Partnership, March 2021.
- ⁶ [European Commission Joint Report on Social Inclusion 2004](#), European Commission, May 2004.
- ⁷ [Child Poverty in Scotland: The Facts](#), Child Poverty Action Group, 2023.
- ⁸ [The Promise](#), Independent Care Review, 2020.
- ⁹ [Child Poverty in Scotland: The Facts](#), Child Poverty Action Group, 2023.
- ¹⁰ [Child Poverty in Scotland: The Facts](#), Child Poverty Action Group, 2023.
- ¹¹ [Child Poverty in Scotland: The Facts](#), Child Poverty Action Group, 2023.
- ¹² [What do we know about in-work poverty in Scotland?](#), Scottish Government, February 2019.
- ¹³ [Best Start, Bright Futures: Tackling Child Poverty Delivery Plan 2022-2026](#), Scottish Government, March 2022.
- ¹⁴ [Tackling Child Poverty - Overview of the priority families](#), Scottish Government, June 2023.
- ¹⁵ [Tackling Child Poverty - Overview of the priority families](#), Scottish Government, June 2023.
- ¹⁶ [Tackling Child Poverty - Overview of the priority families](#), Scottish Government, June 2023.
- ¹⁷ [Scottish Index of Multiple Deprivation 2020v2](#), Scottish Government, January 2020.
- ¹⁸ [What causes Child Poverty in Scotland](#), Poverty Action Group, 2023.
- ¹⁹ [Labour Market Profile - Dumfries and Galloway](#), Office for National Statistics, 2022.
- ²⁰ [Labour Market Profile - Dumfries and Galloway](#), Office for National Statistics, 2022.
- ²¹ [Labour Market Profile - Dumfries and Galloway](#), Office for National Statistics, 2022.
- ²² [Earnings in Scotland 2022](#), Scottish Parliament, 2023.
- ²³ [Earnings in Scotland 2022](#), Scottish Parliament, 2023.
- ²⁴ [Poverty and Income Inequality in Scotland 2019-22](#), Scottish Government, March 2023.
- ²⁵ [Local child poverty indicators 2021/22– estimates of rates](#), after housing costs, End Child Poverty, June 2023.
- ²⁶ [Local indicators of child poverty after housing costs, 2021/22](#), Loughborough University, June 2023.
- ²⁷ [End Child Poverty – 5 things](#), End Child Poverty, 2023.
- ²⁸ [Local child poverty indicators 2021/22– estimates of rates](#), after housing costs, End Child Poverty, June 2023.
- ²⁹ [What causes Child Poverty in Scotland](#), Poverty Action Group, 2023.
- ³⁰ [Tackling child poverty - progress report 2022 to 2023: annex d - cost of living focus report](#), Scottish Government, June 2023
- ³¹ [The Cost of Living Crisis in Scotland: An Analytical Report](#), Scottish Government, November 2022
- ³² [The Scottish Government's Medium-Term Financial Strategy](#), Scottish Government, May 2023
- ³³ [Scottish Child Payment: high level statistics to 30 June 2023](#), Social Security Scotland, August 2023
- ³⁴ [Child Disability Payment: high level statistics to 30 June 2023](#), Social Security Scotland, August 2023
- ³⁵ [Best Start Grant and Best Start Foods: high level statistics to 31 March 2023](#), Social Security Scotland, June 2023
- ³⁶ [School Healthy Living Survey: school meal uptake and PE provision statistics 2023](#), Scottish Government, September 2023
- ³⁷ [How do we compare councils?](#), Local Government Benchmarking Framework, 2023
- ³⁸ [Labour market overview, UK: May 2023](#), Office for National Statistics, May 2023